



canola²⁰¹³
PERFORMANCE TRIALS

**INFORMED
SEEDING
DECISIONS.**

2013

This is preliminary data. For the latest data, go to www.canolaperformancetrials.ca

Brought to you by:



THE NEXT GENERATION IN VARIETY EVALUATION.

Canola Performance Trials (CPT) represent the next generation in variety evaluation for Western Canadian canola growers. The trials provide:

- Relevant, unbiased and timely performance data that reflects actual production practices.
- Comparative data on leading varieties and newly introduced varieties.

The CPT system includes both small plot and large field scale trials. Results for 2013 are based on 20 small plot trials and 108 field scale trials across the Prairies. Trial results that missed the print deadline for this brochure will be available online at www.canolaperformancetrials.ca.

Field scale comparisons add extra perspective for assessing consistency in variety performance. For field scale plots, two or more varieties were compared at each site, and each site had a common check, 73-75 RR. Comparisons are based on harvested strips of 0.5 to 1.5 acres each. Field scale data is not necessarily replicated in all cases, but the data presented has been audited to make sure it complies with CPT protocols.

The CPT technical committee established protocols and developed research plot designs to ensure that the data is representative. Performance objectives were established to provide guidelines on timely field operations and data collection.

Site distribution is based on seeded acres in Manitoba, Saskatchewan, Alberta and British Columbia.

The small plot system ensures that:

- All varieties are treated with appropriate commercially associated herbicides and seed treatments.
- An independent third party representative inspects all trials.
- Varieties are in blocks based on maturity. That way, harvest occurs at the appropriate time to minimize harvest losses due to maturity differences.

All sites are inspected to verify these guidelines were followed to allow a fair comparison among the varieties tested.

Audits of field scale projects give growers the confidence that the protocol was conducted in a scientifically sound manner and that comparisons are appropriate. Qualified professionals with extensive background in conducting field scale research trials perform the audits.

This booklet is one of several sources of information to consider in making the best decisions for your farm.



PROGRAM MANAGEMENT

The three Prairie canola grower groups – Alberta Canola Producers Commission, the Saskatchewan Canola Development Commission (SaskCanola) and the Manitoba Canola Growers Association – fund the program. The Canola Council of Canada delivers the program.

Seed trade companies that participate pay entry fees. The B.C. Grain Producers Association is conducting trials in the Peace region as its means of participation.

Haplotech (led by Dr. Rale Gjuric) coordinates the trials under the guidance of a governance committee that oversees approval of varieties, protocol design, data collection, analysis and reporting, and financial management. Governance committee members include representatives from the provincial grower groups including B.C.; provincial oilseed specialists from Manitoba, Saskatchewan and Alberta; three commercial Canadian Seed Trade Association representatives; and the Canola Council of Canada (CCC). The CCC delivers the program on their behalf.

For 2013, participants in the trials consist of line companies, independent retailers and seed companies including Bayer CropScience, BrettYoung Seeds, CANTERRA SEEDS, Cargill, DL Seeds, Monsanto, Syngenta, UFA and Proven Seed/Crop Production Services.

USING THE TABLES

Results are organized by short, medium and long season zones. CPT uses the Western Canada Canola/Rapeseed Recommending Committee (WCC/RRC) season zones, which are based on typical frost free days, growing degree days and soil type. Grey wooded soils, for example, are in the short season zone. See Table A for specific numbers for each zone.

Table A: Season Zones		
Season	Frost Free Days	Growing Degree Days (Base 5°C)*
Short	75–95	1,100–1,450
Medium	95–115	1,450–1,700
Long	115+	1,700+

*On a base 5°C scale, growing degree days only accumulate on days when highs are above 5°C.

Small plot and field scale data are presented separately in the following tables. For more detailed performance results, growing conditions and production details for specific trial sites, use the online CPT database at www.canolaperformancetrials.ca.

The tables include yield, days to maturity, height and lodging scores for each variety. Lodging scores are between 1 and 5, with 1 being no lodging and 5 being completely lodged.

Gross revenue is based on yield multiplied by \$11.20/bu. This is based on \$493.70 per tonne, the March 2014 futures close on October 1, 2013 and a 50-pound bushel weight. Premiums are included in the calculations for specialty market varieties.

In the tables, varieties are listed numerically and alphabetically, starting with Clearfield (CL) varieties, followed by Liberty Link (LL) and Roundup Ready (RR).

Each zone and small plot location is identified on the map on page 5.

1. To begin, use the map on page 5. Identify your growing season zone and trial locations closest to your farm.
2. To evaluate yield potential, look at all small plot and field scale locations in your growing season zone and the average yield for your zone.
3. Consider other information such as maturity, lodging resistance and cost. The online database at www.canolaperformancetrials.ca includes an Economic Calculator.
4. Ask your seed dealer for more information on specific varieties.

TOOLS TO HELP YOU MAKE BETTER CHOICES

CV – For coefficient of variation (CV), the lower the CV value, the more reliable the test. For example, if comparing results from two test locations, one with a CV of 4% and the other with a CV of 8%, the test with the CV of 4% can be considered more reliable. There is always variability in research trials. The key is designing and managing experiments so CVs stay within a reasonable range. For the CPT, experience has shown that CVs below 15% indicate good test reliability.

LSD – The least significant difference (LSD at a 5% level of statistical significance) for each dataset indicates whether differences between varieties are statistically meaningful. Varieties should only be considered different in yield performance if the

numerical difference between them is greater than the LSD value. Using the sample table below, if the LSD is 5.0, varieties A and B are not statistically different, B and C are not statistically different, but A and C are statistically different. In the yield graphs for each season zone (see page 7), LSD for each variety group is given on the left.

Variety	Yield (bu./ac.)
A	52
B	54
C	58
LSD	5.0

Small Plot Locations throughout Western Canada



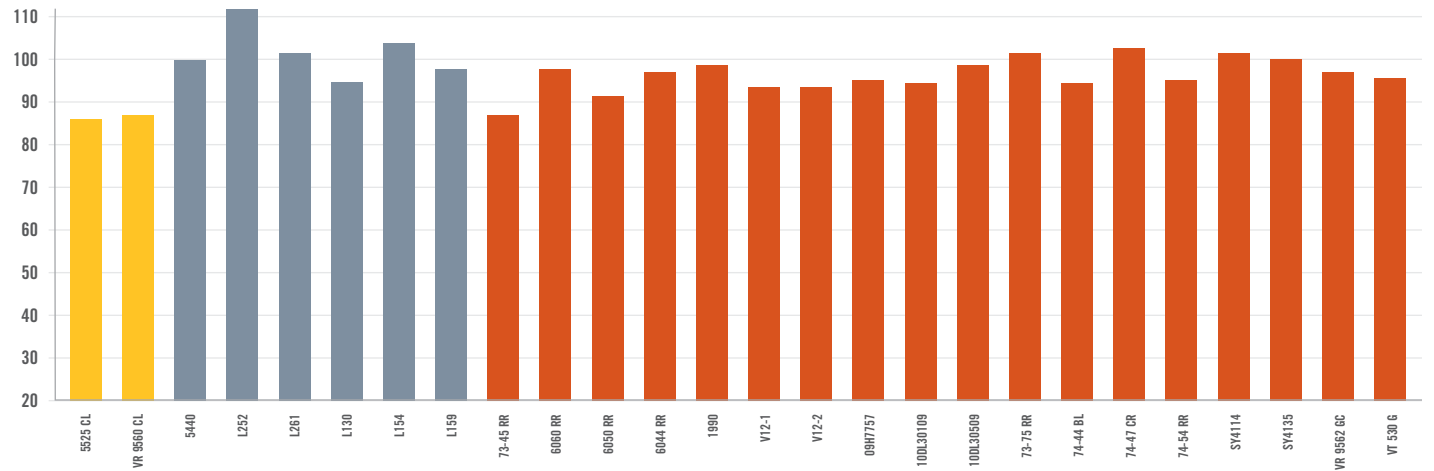
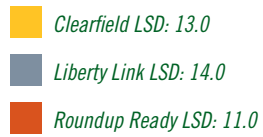
CANOLA PERFORMANCE TRIALS 2013 RESULTS

Average Results by Season Zone (small plot data)

Variety	Long Season Zone (average of 2 sites)				Mid Season Zone (average of 14 sites)				Short Season Zone (average of 4 sites)				Distributor
	Yield (bu./ac.)	Days to Maturity	Lodging	Height (in.)	Yield (bu./ac.)	Days to Maturity	Lodging	Height (in.)	Yield (bu./ac.)	Days to Maturity	Lodging	Height (in.)	
Clearfield													
5525 CL	86.2	93.6	2.3	51.5	68.7	100.0	2.4	46.1	75.2	107.8	3.4	49.7	BrettYoung
VR 9560 CL	87.3	93.1	2.8	52.1	72.0	102.3	2.9	48.9	80.3	109.7	3.9	50.2	Proven Seed / CPS
LSD	13.0				9.1				13.0				
Liberty Link													
5440	100.4	93.5	1.6	51.5	74.8	99.4	2.1	47.8	90.1	108.2	2.5	50.7	Bayer CropScience
L252	111.9	95.0	1.9	51.0	79.4	100.6	2.5	47.6	95.6	108.9	3.0	48.7	Bayer CropScience
L261	101.3	96.1	1.6	59.6	75.7	101.9	2.2	52.4	88.6	110.0	2.6	54.9	Bayer CropScience
L130	93.7	93.0	1.6	51.7	72.1	98.9	2.0	47.6	88.6	106.8	1.9	49.7	Bayer CropScience
L154	102.6	93.1	3.0	52.4	74.2	99.3	2.9	48.0	86.7	108.4	3.8	50.4	Bayer CropScience
L159	98.2	95.3	2.0	55.0	76.5	100.0	2.3	50.0	89.8	108.5	3.0	51.9	Bayer CropScience
LSD	14.0				7.0				8.6				
Roundup Ready													
73-45 RR	87.2	91.8	3.3	44.1	67.6	97.7	3.5	42.0	79.0	106.3	3.8	43.6	Dekalb
6060 RR	98.2	96.5	1.9	53.5	72.2	102.6	2.4	47.7	81.1	110.0	3.0	50.4	BrettYoung
6050 RR	91.1	92.8	3.5	46.9	69.9	98.8	3.4	43.9	76.7	107.3	3.9	46.5	BrettYoung
6044 RR	97.3	94.8	1.4	50.7	69.9	99.4	1.9	44.6	79.8	106.8	2.6	45.3	BrettYoung
1990	99.2	92.4	2.9	50.3	73.6	100.4	2.9	45.6	82.4	109.2	3.9	46.0	CANTERRA SEEDS
V12-1	93.1	93.0	2.1	53.5	73.8	100.3	2.3	47.0	85.9	108.9	3.9	47.5	Cargill – VICTORY Hybrid Canola
V12-2	93.0	96.4	1.9	51.3	69.2	101.2	2.3	45.4	75.7	108.8	3.9	46.8	Cargill – VICTORY Hybrid Canola
09H7757	95.0	97.0	1.8	55.0	75.1	102.5	2.2	49.9	84.4	109.3	3.9	49.7	Cargill
10DL30109	93.9	94.9	2.0	52.8	70.5	100.5	2.3	46.2	73.0	108.0	2.9	48.7	DL Seeds
10DL30509	98.6	95.9	1.4	52.0	74.6	101.5	2.0	46.0	80.4	109.6	2.8	47.2	DL Seeds
73-75 RR	100.9	92.1	3.5	48.4	71.9	99.2	3.2	44.4	75.1	106.3	3.6	44.3	Dekalb
74-44 BL	94.1	92.1	3.3	48.1	71.5	98.2	3.2	42.6	81.0	106.7	3.8	46.1	Dekalb
74-47 CR	102.3	95.6	2.9	51.4	70.1	100.5	3.0	45.6	80.7	108.4	4.0	48.5	Dekalb
74-54 RR	95.4	91.6	3.6	47.8	71.4	98.7	3.5	45.2	81.1	106.8	4.0	47.2	Dekalb
SY4114	100.6	92.1	3.1	48.0	71.7	99.2	3.1	43.8	74.9	106.3	3.9	44.4	Syngenta
SY4135	99.6	92.4	3.3	48.9	71.9	99.1	3.3	44.0	80.7	106.5	3.5	46.4	Syngenta
VR 9562 GC	97.5	93.8	2.0	53.1	72.6	99.3	2.5	47.8	82.3	107.4	3.6	52.0	Proven Seed / CPS
VT 530 G	96.1	93.0	2.0	53.0	73.2	99.7	2.2	47.7	83.3	108.1	2.9	49.2	Proven Seed / CPS
73-15 RR	–	–	–	–	–	–	–	–	74.6	104.5	4.0	44.2	Dekalb
LSD	11.0				6.7				9.0				

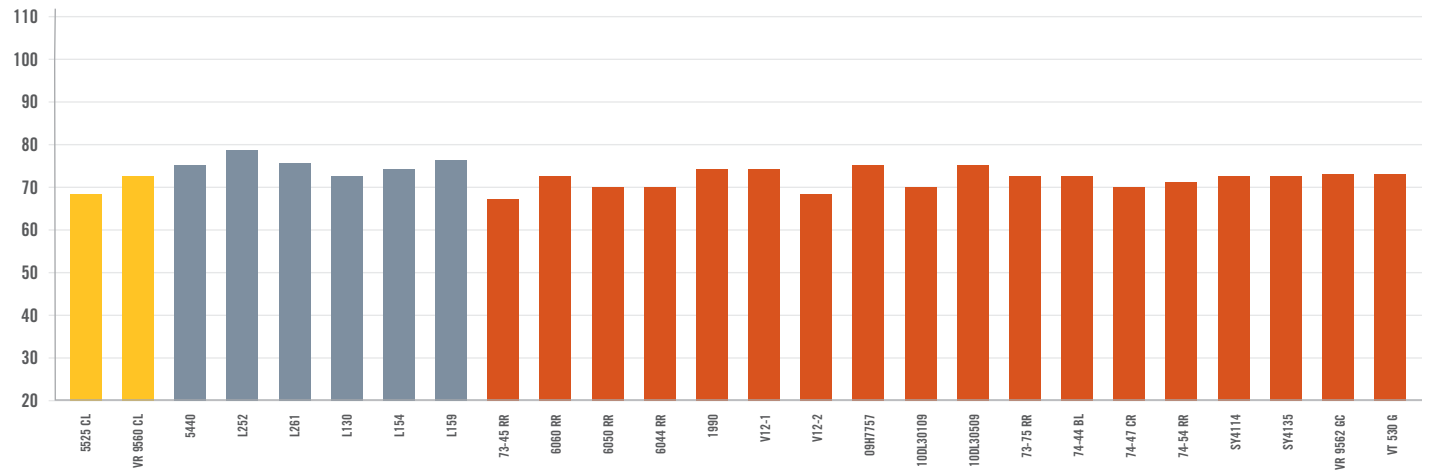
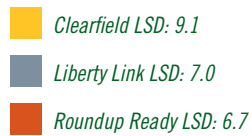
Long Season Zone:

Average yield for 2 small plot sites (bu./ac.)



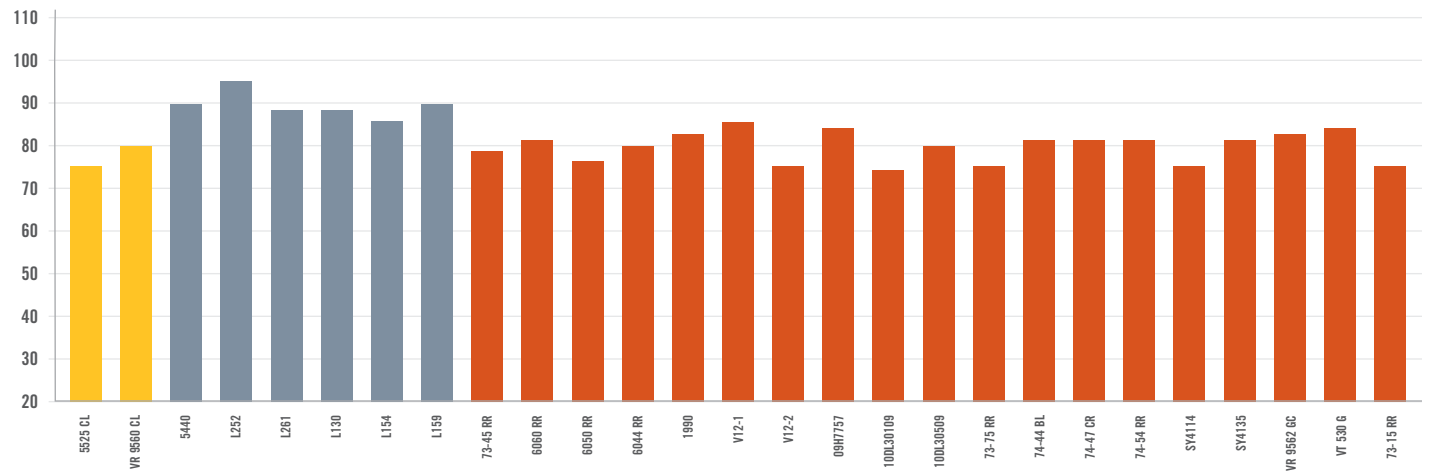
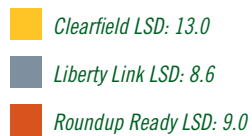
Mid Season Zone:

Average yield for 14 small plot sites (bu./ac.)



Short Season Zone:

Average yield for 4 small plot sites (bu./ac.)



CANOLA PERFORMANCE TRIALS 2013 RESULTS

Long Season Zone: Small plot results by location

Variety	Portage, MB					Outlook, SK				
	Yield (bu./ac.)	Gross Revenue/ac.	Days to Maturity	Loosening	Height (in.)	Yield (bu./ac.)	Gross Revenue/ac.	Days to Maturity	Loosening	Height (in.)
Clearfield										
5525 CL	78.0	\$875	91.3	1.8	51.2	94.4	\$1,059	96.0	2.8	51.9
VR 9560 CL*	80.8	\$907	89.0	2.0	49.2	93.7	\$1,051	97.3	3.5	54.9
LSD	6.7					19.0				
Liberty Link										
5440	96.3	\$1,081	89.8	2.0	50.2	104.5	\$1,173	97.3	1.3	52.7
L252	106.6	\$1,196	93.0	2.0	50.7	117.1	\$1,314	97.0	1.8	51.2
L261	96.2	\$1,080	95.3	2.0	59.1	106.3	\$1,192	97.0	1.3	60.2
L130	86.6	\$972	90.0	1.8	52.2	100.9	\$1,132	96.0	1.5	51.3
L154	102.4	\$1,149	90.8	2.8	51.7	102.9	\$1,154	95.5	3.3	53.2
L159	91.6	\$1,028	93.5	2.0	53.1	104.8	\$1,176	97.0	2.0	56.8
LSD	13.0					14.0				
Roundup Ready										
73-45 RR	83.1	\$932	88.8	3.3	48.7	91.2	\$1,024	94.8	3.3	39.6
6060 RR	96.3	\$1,080	94.8	1.8	51.7	100.1	\$1,123	98.3	2.0	55.3
6050 RR	87.9	\$986	91.5	3.5	47.7	94.3	\$1,058	94.0	3.5	46.1
6044 RR	95.1	\$1,067	92.8	1.5	49.7	99.5	\$1,117	96.8	1.3	51.7
1990	93.3	\$1,047	88.8	2.8	48.2	105.1	\$1,180	96.0	3.0	52.4
V12-1*	85.2	\$1,053	89.3	2.8	52.7	100.9	\$1,248	96.8	1.5	54.3
V12-2*	88.7	\$1,097	93.3	2.3	49.2	97.2	\$1,202	99.5	1.5	53.4
09H7757	89.8	\$1,008	94.3	2.0	52.7	100.2	\$1,124	99.8	1.5	57.4
10DL30109	94.1	\$1,055	93.8	2.0	51.7	93.8	\$1,053	96.0	2.0	53.8
10DL30509	99.6	\$1,118	94.0	1.3	51.7	97.5	\$1,094	97.8	1.5	52.3
73-75 RR	96.0	\$1,078	89.3	3.0	48.7	105.7	\$1,186	95.0	4.0	48.1
74-44 BL	87.8	\$985	89.0	3.0	48.7	100.4	\$1,127	95.3	3.5	47.4
74-47 CR	101.9	\$1,143	95.3	2.0	52.7	102.8	\$1,153	96.0	3.8	50.1
74-54 RR	89.5	\$1,004	88.5	3.3	46.8	101.2	\$1,136	94.8	4.0	48.8
SY4114	92.8	\$1,042	89.5	2.3	47.7	108.3	\$1,215	94.8	4.0	48.3
SY4135	90.7	\$1,018	87.8	2.8	48.7	108.4	\$1,217	97.0	3.8	49.0
VR 9562 GC	95.1	\$1,067	91.8	2.0	50.7	99.9	\$1,121	95.8	2.0	55.5
VT 530 G	90.5	\$1,016	89.8	2.5	50.7	101.7	\$1,141	96.3	1.5	55.2
LSD	9.0					12.0				
CV	7.3					8.3				

*Gross revenue for this Cargill Specialty Canola hybrid includes a premium of \$1.13/bu. Yield is rounded to the nearest whole number. Gross revenue is based on non-rounded yield. Gross revenue is yield multiplied by \$11.20/bu. VR 9560 CL is eligible for pricing premiums of \$15/MT (Alberta), \$25/MT (Saskatchewan) and \$35/MT (Manitoba) in addition to the price provided in the "Gross Revenues" column. Final premium amount will be dependent on delivery period. Contact Viterra for more details.

Mid Season Zone: Small plot results by location

Variety	Aberdeen, SK					Elstow, SK					Foam Lake, SK				
	Yield (bu./ac.)	Gross Revenue/ac.	Days to Maturity	Lodging	Height (in.)	Yield (bu./ac.)	Gross Revenue/ac.	Days to Maturity	Lodging	Height (in.)	Yield (bu./ac.)	Gross Revenue/ac.	Days to Maturity	Lodging	Height (in.)
Clearfield															
5525 CL	57.1	\$640	95.8	–	48.7	65.7	\$737	97.3	–	47.2	77.6	\$871	97.8	2.5	44.5
VR 9560 CL*	54.4	\$610	96.0	–	54.1	68.0	\$764	97.8	–	49.2	82.9	\$930	99.0	2.3	47.0
LSD	9.5					15.0					2.4				
Liberty Link															
5440	65.4	\$733	95.0	–	51.9	62.0	\$696	95.8	–	48.2	89.0	\$999	97.3	2.3	49.6
L252	62.5	\$701	96.0	–	51.9	69.4	\$778	95.9	–	48.0	95.4	\$1,070	98.5	2.0	50.4
L261	63.2	\$709	95.5	–	55.1	65.0	\$730	96.8	–	51.2	86.7	\$973	101.0	2.8	53.3
L130	59.7	\$670	95.3	–	52.4	60.9	\$683	95.0	–	47.7	93.4	\$1,048	96.8	1.8	49.6
L154	59.0	\$662	94.8	–	52.4	69.1	\$775	95.8	–	46.0	92.4	\$1,037	97.3	2.5	48.8
L159	58.4	\$655	94.5	–	53.4	70.1	\$787	95.1	–	51.2	86.9	\$975	98.3	2.0	52.6
LSD	6.5					7.0					7.1				
Roundup Ready															
73-45 RR	58.0	\$651	95.3	–	45.8	59.8	\$671	94.8	–	44.0	82.4	\$925	95.5	4.0	39.4
6060 RR	58.3	\$654	96.3	–	51.2	62.6	\$702	98.8	–	46.8	87.6	\$983	102.8	2.8	49.2
6050 RR	58.6	\$658	96.0	–	47.7	64.4	\$723	95.4	–	47.5	85.7	\$962	96.0	3.8	46.3
6044 RR	53.9	\$605	95.8	–	48.5	58.3	\$654	95.6	–	44.0	81.8	\$918	99.0	2.5	48.0
1990	62.5	\$702	95.3	–	50.0	64.4	\$722	97.1	–	46.3	89.3	\$1,002	96.5	2.8	47.0
V12-1*	63.4	\$783	95.5	–	50.0	64.6	\$798	96.3	–	47.5	85.6	\$1,058	99.3	2.5	48.6
V12-2*	60.2	\$744	96.3	–	49.7	54.1	\$669	97.3	–	47.0	84.5	\$1,045	100.3	2.8	45.7
09H7757	65.0	\$730	96.3	–	52.9	63.2	\$709	96.8	–	48.7	89.4	\$1,003	100.8	3.0	51.6
10DL30109	55.9	\$627	95.0	–	48.7	65.4	\$734	97.3	–	47.7	80.1	\$898	97.5	3.0	46.5
10DL30509	63.2	\$709	95.5	–	50.7	62.8	\$704	96.3	–	44.8	87.1	\$977	100.8	2.5	47.8
73-75 RR	62.9	\$705	95.5	–	48.2	61.1	\$686	96.0	–	44.5	91.8	\$1,030	96.3	3.8	45.1
74-44 BL	60.4	\$677	96.0	–	47.5	58.6	\$657	95.3	–	43.8	89.9	\$1,008	96.5	3.0	44.3
74-47 CR	58.0	\$650	95.3	–	48.2	56.4	\$633	97.8	–	47.2	82.9	\$931	98.0	3.3	48.0
74-54 RR	64.3	\$722	95.0	–	48.0	60.7	\$681	95.3	–	43.8	91.3	\$1,024	96.8	3.8	47.6
SY4114	61.3	\$688	95.8	–	49.2	60.4	\$677	96.3	–	44.3	89.5	\$1,005	96.8	3.5	44.1
SY4135	60.8	\$682	95.3	–	48.0	61.3	\$688	95.9	–	46.3	86.5	\$970	96.0	3.5	44.3
VR 9562 GC	56.8	\$637	95.3	–	47.2	58.7	\$658	96.5	–	50.0	87.9	\$986	97.5	2.3	48.0
VT 530 G	58.7	\$658	96.3	–	51.7	65.7	\$738	96.3	–	50.4	91.3	\$1,025	96.8	2.3	47.2
LSD	7.4					6.1					6.6				
CV	8.3					7.4					5.5				

*Gross revenue for this Cargill Specialty Canola hybrid includes a premium of \$1.13/bu. Yield is rounded to the nearest whole number. Gross revenue is based on non-rounded yield. Gross revenue is yield multiplied by \$11.20/bu. VR 9560 CL is eligible for pricing premiums of \$15/MT (Alberta), \$25/MT (Saskatchewan) and \$35/MT (Manitoba) in addition to the price provided in the "Gross Revenues" column. Final premium amount will be dependent on delivery period. Contact Viterro for more details.

CANOLA PERFORMANCE TRIALS 2013 RESULTS

Mid Season Zone: Small plot results by location

Variety	Melfort, SK					North Battleford, SK					Saskatoon, SK					Scott, SK					
	Yield (bu./ac.)	Gross Revenue/ac.	Days to Maturity	Lodging	Height (in.)	Yield (bu./ac.)	Gross Revenue/ac.	Days to Maturity	Lodging	Height (in.)	Yield (bu./ac.)	Gross Revenue/ac.	Days to Maturity	Lodging	Height (in.)	Yield (bu./ac.)	Gross Revenue/ac.	Days to Maturity	Lodging	Height (in.)	
Clearfield																					
5525 CL	72.9	\$817	96.8	3.5	41.3	74.8	\$839	101.0	1.3	46.3	83.4	\$936	95.3	2.0	55.1	76.2	\$855	99.8	1.5	45.8	
VR 9560 CL*	81.1	\$910	98.8	4.3	42.8	82.4	\$925	104.3	1.3	50.7	89.9	\$1,009	97.0	3.3	54.1	81.4	\$913	101.8	2.8	47.2	
LSD	4.1					3.5					14.0					4.1					
Liberty Link																					
5440	88.3	\$991	96.5	2.5	46.3	82.3	\$923	100.5	1.0	47.7	90.2	\$1,012	95.5	1.5	56.1	81.2	\$911	97.8	2.3	46.3	
L252	89.7	\$1,006	97.5	3.0	44.8	90.4	\$1,014	101.5	1.3	48.7	98.0	\$1,099	97.3	2.5	54.6	85.5	\$959	99.3	2.3	45.8	
L261	89.6	\$1,006	98.5	2.8	53.1	82.5	\$925	102.5	1.0	52.2	91.3	\$1,024	98.3	2.3	61.5	82.5	\$925	100.0	1.8	49.7	
L130	88.1	\$989	96.5	2.5	47.2	80.5	\$904	98.5	1.0	49.7	83.3	\$935	94.5	1.8	51.2	78.3	\$878	96.8	2.3	45.3	
L154	82.6	\$927	95.8	3.0	44.8	83.0	\$931	99.3	1.8	51.7	91.4	\$1,026	94.0	3.3	55.6	83.2	\$934	97.5	4.0	46.8	
L159	92.8	\$1,041	96.5	2.5	46.3	83.2	\$934	100.3	1.0	51.7	91.7	\$1,029	97.5	2.5	52.7	83.4	\$936	98.8	2.8	47.7	
LSD	7.6					7.0					7.7					5.3					
Roundup Ready																					
73-45 RR	68.9	\$773	94.0	3.8	38.4	75.0	\$841	99.0	2.5	44.3	75.7	\$849	92.3	3.5	46.8	72.4	\$813	97.5	4.3	40.8	
6060 RR	79.9	\$897	98.8	3.3	44.3	79.7	\$894	104.3	1.3	50.2	83.1	\$932	98.0	2.0	52.7	80.1	\$898	104.3	2.0	47.7	
6050 RR	69.7	\$782	95.8	3.5	41.3	77.8	\$873	99.0	1.8	45.3	84.9	\$953	94.3	4.0	46.8	75.5	\$847	97.0	4.8	41.8	
6044 RR	82.4	\$925	95.0	1.8	42.3	73.1	\$820	99.5	1.0	44.3	75.9	\$852	94.5	1.8	50.2	75.4	\$846	98.3	1.3	42.8	
1990	74.8	\$839	97.0	3.3	39.4	83.7	\$939	101.8	1.3	48.7	87.4	\$980	93.8	2.5	53.1	82.2	\$922	100.3	4.0	42.8	
V12-1*	75.9	\$938	97.3	3.0	44.3	80.6	\$996	101.3	1.0	48.7	88.9	\$1,099	94.8	1.8	47.2	79.7	\$985	100.0	2.5	44.8	
V12-2*	74.1	\$916	97.3	2.0	41.8	76.4	\$944	102.5	1.0	47.2	78.1	\$965	96.8	2.8	51.7	76.0	\$939	101.8	3.3	43.8	
09H7757	80.7	\$905	98.5	2.3	46.3	79.4	\$891	103.5	1.0	51.2	86.2	\$968	97.0	2.0	55.1	82.1	\$921	102.0	1.8	48.7	
10DL30109	79.8	\$895	96.8	3.0	42.8	74.6	\$837	102.3	1.3	48.2	77.7	\$872	95.8	1.5	51.2	79.8	\$896	101.5	2.3	46.3	
10DL30509	85.1	\$955	98.0	2.5	43.3	78.4	\$880	103.0	1.0	48.7	82.0	\$920	97.0	1.5	51.2	82.8	\$929	101.3	1.3	44.8	
73-75 RR	72.8	\$817	95.8	3.3	39.9	79.1	\$887	100.5	1.5	46.3	87.3	\$980	91.8	2.3	52.2	74.3	\$834	96.8	4.8	42.3	
74-44 BL	70.3	\$789	94.3	4.0	36.9	78.9	\$886	98.5	2.0	44.3	88.4	\$992	93.5	3.3	47.2	76.7	\$861	97.3	3.8	41.8	
74-47 CR	70.1	\$786	96.3	3.5	42.3	79.2	\$888	101.3	1.0	47.7	90.8	\$1,019	95.8	2.8	49.7	76.9	\$862	99.8	3.8	44.8	
74-54 RR	71.3	\$800	95.5	3.5	39.9	80.6	\$904	98.8	2.0	48.2	86.2	\$968	92.8	3.3	52.7	81.1	\$910	96.5	4.5	43.8	
SY4114	72.8	\$817	95.0	3.3	42.3	77.5	\$870	99.5	1.3	44.3	86.8	\$974	92.8	2.8	50.2	77.2	\$866	98.3	4.3	41.8	
SY4135	70.2	\$788	94.3	3.5	38.9	80.5	\$903	99.3	1.8	47.2	89.9	\$1,008	94.8	3.8	49.7	75.2	\$844	97.3	3.5	41.3	
VR 9562 GC	81.4	\$913	96.8	3.0	44.3	79.4	\$891	99.8	1.5	51.2	86.9	\$975	93.0	2.5	53.6	80.7	\$905	99.8	3.5	46.8	
VT 530 G	79.4	\$891	97.0	3.0	41.8	82.0	\$920	100.8	1.0	52.7	90.0	\$1,010	94.5	1.8	53.6	78.6	\$882	98.0	2.0	44.8	
LSD	5.8					5.6					5.6					4.5					
CV	6.1					5.7					5.1					4.0					

*Gross revenue for this Cargill Specialty Canola hybrid includes a premium of \$1.13/bu. Yield is rounded to the nearest whole number. Gross revenue is based on non-rounded yield. Gross revenue is yield multiplied by \$11.20/bu. VR 9560 CL is eligible for pricing premiums of \$15/MT (Alberta), \$25/MT (Saskatchewan) and \$35/MT (Manitoba) in addition to the price provided in the "Gross Revenues" column. Final premium amount will be dependent on delivery period. Contact Viterro for more details.

Variety	Swift Current, SK					Yorkton, SK					Forestburg, AB					Fort Saskatchewan, AB					
	Yield (bu./ac.)	Gross Revenue/ac.	Days to Maturity	Lodging	Height (in.)	Yield (bu./ac.)	Gross Revenue/ac.	Days to Maturity	Lodging	Height (in.)	Yield (bu./ac.)	Gross Revenue/ac.	Days to Maturity	Lodging	Height (in.)	Yield (bu./ac.)	Gross Revenue/ac.	Days to Maturity	Lodging	Height (in.)	
Clearfield																					
5525 CL	38.4	\$431	106.3	–	46.0	81.7	\$916	97.0	2.8	37.8	59.6	\$669	105.0	–	43.8	92.8	\$1,041	108.8	4.3	53.6	
VR 9560 CL*	41.1	\$461	110.0	–	50.4	94.1	\$1,056	101.8	3.5	42.3	57.1	\$641	106.0	–	47.2	93.9	\$1,053	112.5	4.3	55.1	
LSD	7.1					12.0					13.0				12.0						
Liberty Link																					
5440	39.5	\$443	105.3	–	50.5	86.9	\$975	96.8	2.5	35.4	63.4	\$711	104.0	–	42.8	100.5	\$1,127	107.0	2.5	56.1	
L252	49.0	\$550	107.8	–	47.6	97.7	\$1,096	98.0	3.0	38.6	63.6	\$714	104.0	–	45.8	107.5	\$1,206	111.3	3.8	52.2	
L261	41.4	\$464	108.3	–	53.6	95.1	\$1,067	100.5	2.5	44.9	54.2	\$608	104.0	–	44.8	112.8	\$1,266	113.5	3.0	60.0	
L130	39.7	\$446	106.0	–	50.7	88.5	\$993	96.0	2.0	37.0	51.8	\$581	104.0	–	42.3	96.8	\$1,086	105.3	2.8	53.6	
L154	40.4	\$453	105.3	–	51.4	88.9	\$997	97.0	3.5	39.4	59.1	\$663	103.0	–	45.3	95.1	\$1,066	109.0	4.0	51.7	
L159	44.7	\$502	106.0	–	54.7	95.1	\$1,067	98.0	2.8	39.8	58.8	\$659	103.0	–	46.3	111.6	\$1,252	110.5	2.8	58.1	
LSD	5.7					5.0					10.0				8.3						
Roundup Ready																					
73-45 RR	43.9	\$492	101.5	–	44.1	72.6	\$815	91.5	3.8	31.9	61.6	\$691	103.0	–	35.4	90.7	\$1,017	105.5	5.0	49.2	
6060 RR	41.4	\$465	107.5	–	52.4	76.7	\$860	100.3	3.5	39.0	57.1	\$641	103.0	–	41.3	109.9	\$1,233	115.0	2.8	53.6	
6050 RR	43.9	\$492	104.0	–	46.2	82.4	\$925	94.5	3.8	34.3	60.3	\$677	103.0	–	42.1	90.2	\$1,012	109.0	4.5	46.8	
6044 RR	43.4	\$487	106.5	–	45.8	82.0	\$920	97.3	2.3	36.4	61.3	\$688	103.0	–	39.9	102.0	\$1,145	107.5	2.5	51.2	
1990	42.9	\$481	105.5	–	49.9	83.8	\$940	96.8	3.5	39.4	70.9	\$795	105.0	–	43.8	94.9	\$1,064	113.3	4.8	47.7	
V12-1*	42.3	\$523	105.0	–	48.1	93.8	\$1,159	99.3	3.0	40.7	66.6	\$823	104.0	–	44.8	99.2	\$1,226	107.3	2.8	52.7	
V12-2*	43.4	\$536	108.0	–	47.9	79.9	\$987	98.5	3.0	35.6	61.3	\$758	104.0	–	39.6	94.3	\$1,166	109.0	2.3	52.2	
09H7757	46.7	\$524	106.8	–	53.1	93.6	\$1,050	101.0	3.3	40.2	69.5	\$780	107.0	–	48.0	107.3	\$1,204	112.5	2.3	55.1	
10DL30109	40.2	\$451	105.5	–	47.0	75.4	\$846	98.3	2.8	38.4	60.5	\$679	104.0	–	43.8	104.0	\$1,166	109.8	2.5	50.7	
10DL30509	43.1	\$484	106.5	–	46.9	82.5	\$925	98.5	2.8	36.4	66.9	\$751	105.0	–	41.8	109.6	\$1,230	113.8	2.3	51.2	
73-75 RR	47.2	\$530	105.5	–	46.5	89.6	\$1,005	95.3	3.8	35.4	61.9	\$694	103.0	–	40.1	96.1	\$1,078	111.8	5.0	47.7	
74-44 BL	46.4	\$520	104.0	–	45.8	85.7	\$961	94.5	3.5	34.4	63.3	\$710	104.0	–	38.9	88.7	\$995	104.5	4.3	49.2	
74-47 CR	43.5	\$488	108.0	–	49.3	88.8	\$996	97.5	3.5	35.2	57.8	\$649	103.0	–	40.4	90.4	\$1,015	113.0	4.5	50.7	
74-54 RR	43.8	\$491	105.8	–	47.8	86.0	\$965	95.0	4.8	35.0	53.8	\$603	104.0	–	43.1	94.9	\$1,064	107.0	4.5	49.2	
SY4114	43.6	\$489	108.3	–	47.5	86.7	\$972	94.3	3.5	35.8	66.9	\$751	104.0	–	41.2	88.2	\$989	110.3	5.0	43.8	
SY4135	44.9	\$503	107.5	–	45.8	81.6	\$915	95.0	4.0	36.0	66.4	\$745	104.0	–	41.8	94.2	\$1,057	108.3	4.8	48.2	
VR 9562 GC	42.8	\$480	104.3	–	49.1	85.2	\$956	95.8	2.8	36.6	60.9	\$683	104.0	–	46.3	96.7	\$1,085	106.8	3.0	52.7	
VT 530 G	40.8	\$458	108.3	–	49.5	88.0	\$987	96.0	2.5	37.0	61.8	\$693	104.0	–	44.3	98.6	\$1,107	107.3	2.8	53.1	
LSD	5.7					5.8					6.5				12.0						
CV	9.1					4.7					8.9				8.5						

*Gross revenue for this Cargill Specialty Canola hybrid includes a premium of \$1.13/bu. Yield is rounded to the nearest whole number. Gross revenue is based on non-rounded yield. Gross revenue is yield multiplied by \$11.20/bu. VR 9560 CL is eligible for pricing premiums of \$15/MT (Alberta), \$25/MT (Saskatchewan) and \$35/MT (Manitoba) in addition to the price provided in the "Gross Revenues" column. Final premium amount will be dependent on delivery period. Contact Viterro for more details.

CANOLA PERFORMANCE TRIALS 2013 RESULTS

Mid Season Zone: Small plot results by location

Variety	Morinville, AB					Vermillion, AB					Vulcan, AB				
	Yield (bu./ac.)	Gross Revenue/ac.	Days to Maturity	Lodging	Height (in.)	Yield (bu./ac.)	Gross Revenue/ac.	Days to Maturity	Lodging	Height (in.)	Yield (bu./ac.)	Gross Revenue/ac.	Days to Maturity	Lodging	Height (in.)
Clearfield															
5525 CL	56.1	\$629	101.0	2.0	40.9	79.8	\$895	98.8	2.0	49.2	46.2	\$518	100.0	–	45.3
VR 9560 CL*	57.4	\$644	102.0	2.0	44.8	79.0	\$887	101.3	2.3	51.2	44.6	\$500	104.5	–	47.9
LSD	9.5					11.0					11.0				
Liberty Link															
5440	59.3	\$666	100.0	2.0	42.6	99.8	\$1,119	101.8	2.0	52.7	39.9	\$448	99.0	–	43.4
L252	58.4	\$655	100.0	2.0	43.3	100.9	\$1,133	101.0	2.5	50.7	43.5	\$488	101.0	–	43.9
L261	61.1	\$686	100.0	2.0	48.1	99.9	\$1,121	102.8	2.0	56.1	34.3	\$384	105.0	–	49.4
L130	59.8	\$671	100.0	2.0	43.2	88.0	\$987	100.5	2.0	52.7	40.4	\$453	100.0	–	44.0
L154	58.4	\$655	100.0	2.0	41.7	94.6	\$1,062	99.5	2.5	51.7	42.2	\$473	102.3	–	44.3
L159	55.0	\$617	100.0	2.0	44.3	97.3	\$1,092	101.3	2.0	55.6	42.6	\$478	99.8	–	46.5
LSD	5.7					9.6					5.2				
Roundup Ready															
73-45 RR	58.6	\$658	100.0	2.0	37.3	80.8	\$907	98.3	2.5	50.2	46.2	\$518	99.3	–	39.9
6060 RR	64.8	\$726	100.0	2.0	43.1	89.8	\$1,008	104.0	2.3	51.2	40.5	\$454	104.0	–	45.3
6050 RR	58.8	\$659	100.0	2.0	35.8	80.8	\$906	98.8	2.3	50.2	45.8	\$514	100.3	–	42.1
6044 RR	62.7	\$704	100.0	2.0	41.6	84.5	\$948	100.8	2.0	47.2	41.7	\$468	99.3	–	42.4
1990	61.5	\$690	101.0	2.0	39.2	87.2	\$979	102.0	2.5	46.3	45.0	\$505	100.5	–	44.3
V12-1*	63.6	\$786	100.0	2.0	43.4	86.7	\$1,071	103.0	2.3	52.7	43.0	\$532	101.0	–	44.1
V12-2*	66.3	\$819	100.0	2.0	40.0	79.3	\$980	102.3	2.0	51.7	41.3	\$511	102.5	–	41.6
09H7757	66.0	\$741	104.0	2.0	46.9	79.5	\$892	102.8	2.3	54.1	42.7	\$480	106.5	–	47.0
10DL30109	64.9	\$728	100.0	2.0	39.7	86.4	\$970	101.8	2.0	53.1	42.6	\$478	101.3	–	43.2
10DL30509	68.3	\$766	100.0	2.0	45.1	89.7	\$1,006	103.5	2.0	50.2	42.4	\$476	102.5	–	40.8
73-75 RR	58.6	\$658	100.0	2.0	39.7	76.3	\$856	100.0	2.8	51.2	48.0	\$539	100.8	–	42.5
74-44 BL	74.1	\$831	100.0	2.0	37.5	77.9	\$874	98.8	2.8	46.3	41.9	\$471	98.0	–	39.1
74-47 CR	62.7	\$703	100.0	2.0	41.8	79.2	\$889	100.5	2.5	49.2	45.2	\$507	101.5	–	43.4
74-54 RR	65.5	\$735	100.0	2.0	40.4	77.3	\$868	99.3	3.0	50.2	42.2	\$474	99.8	–	43.5
SY4114	60.4	\$678	100.0	2.0	39.6	85.4	\$958	98.8	2.5	47.7	46.6	\$523	99.3	–	41.5
SY4135	61.5	\$689	100.0	2.0	38.5	86.7	\$972	99.3	2.8	47.7	46.8	\$525	101.0	–	41.7
VR 9562 GC	70.4	\$789	100.0	2.0	41.4	84.8	\$952	100.5	2.0	56.6	43.4	\$487	100.3	–	44.8
VT 530 G	60.0	\$673	100.0	2.0	43.2	85.1	\$954	101.0	2.3	52.7	45.0	\$505	100.0	–	46.0
LSD	7.4					9.9					5.1				
CV	10.9					8.8					8.2				

*Gross revenue for this Cargill Specialty Canola hybrid includes a premium of \$1.13/bu. Yield is rounded to the nearest whole number. Gross revenue is based on non-rounded yield. Gross revenue is yield multiplied by \$11.20/bu. VR 9560 CL is eligible for pricing premiums of \$15/MT (Alberta), \$25/MT (Saskatchewan) and \$35/MT (Manitoba) in addition to the price provided in the "Gross Revenues" column. Final premium amount will be dependent on delivery period. Contact Viterra for more details.

Short Season Zone: Small plot results by location

Variety	Shellbrook, SK					Barrhead, AB					Dawson Creek, BC					Fort St. John, BC					
	Yield (bu./ac.)	Gross Revenue/ac.	Days to Maturity	Lodging	Height (in.)	Yield (bu./ac.)	Gross Revenue/ac.	Days to Maturity	Lodging	Height (in.)	Yield (bu./ac.)	Gross Revenue/ac.	Days to Maturity	Lodging	Height (in.)	Yield (bu./ac.)	Gross Revenue/ac.	Days to Maturity	Lodging	Height (in.)	
Clearfield																					
5525 CL	57.4	\$644	99.3	3.0	43.8	74.8	\$839	107.3	3.8	51.7	90.8	\$1,019	115.6	–	55.1	77.6	\$871	109.0	–	48.2	
VR 9560 CL*	59.9	\$672	100.8	3.3	45.8	78.8	\$884	112.3	4.5	53.6	93.2	\$1,046	116.4	–	53.1	89.2	\$1,001	109.4	–	48.2	
LSD	14.0					14.0					12.0					11.0					
Liberty Link																					
5440	82.0	\$920	100.8	1.5	43.3	91.2	\$1,024	109.3	3.5	56.6	96.4	\$1,081	114.6	–	54.6	90.7	\$1,018	108.0	–	48.2	
L252	91.1	\$1,023	101.3	2.0	43.8	97.2	\$1,090	109.8	4.0	51.2	98.0	\$1,100	115.4	–	53.1	96.0	\$1,077	109.4	–	46.8	
L261	87.7	\$983	102.8	1.5	52.2	94.1	\$1,055	112.5	3.8	58.6	93.0	\$1,043	115.9	–	58.1	79.9	\$897	108.9	–	50.7	
L130	74.8	\$839	99.5	1.5	41.3	99.4	\$1,115	105.0	2.3	55.1	94.6	\$1,062	114.6	–	56.1	85.4	\$958	107.9	–	46.3	
L154	79.5	\$892	100.0	3.0	43.3	87.0	\$976	109.8	4.5	54.6	94.3	\$1,058	115.6	–	53.1	86.2	\$967	108.4	–	50.7	
L159	80.4	\$903	101.5	2.5	45.8	98.2	\$1,102	108.5	3.5	56.1	90.2	\$1,012	115.6	–	58.1	90.5	\$1,015	108.4	–	47.7	
LSD	6.6					8.9					5.9					13.0					
Roundup Ready																					
73-45 RR	64.5	\$723	98.8	3.5	35.9	80.3	\$901	103.3	4.0	46.8	92.0	\$1,033	115.5	–	49.7	79.1	\$887	107.5	–	41.8	
6060 RR	74.4	\$835	102.3	2.3	47.2	94.5	\$1,061	113.3	3.8	51.2	81.0	\$909	116.5	–	54.6	74.4	\$835	108.1	–	48.7	
6050 RR	74.1	\$832	100.3	3.5	44.3	80.7	\$906	105.3	4.3	49.2	83.7	\$939	115.5	–	46.8	68.3	\$766	108.3	–	45.8	
6044 RR	69.7	\$782	100.0	1.8	36.4	86.4	\$970	103.0	3.5	49.2	91.4	\$1,025	115.5	–	50.7	71.7	\$804	108.5	–	44.8	
1990	76.2	\$855	101.8	3.3	39.9	84.3	\$945	111.3	4.5	48.2	87.8	\$985	115.5	–	50.2	81.5	\$914	108.4	–	45.8	
V12-1*	79.0	\$976	100.3	3.3	39.9	90.6	\$1,120	110.3	4.5	51.7	93.3	\$1,154	115.9	–	52.7	80.6	\$996	109.4	–	45.8	
V12-2*	71.8	\$887	101.8	3.5	43.3	78.9	\$975	108.0	4.3	47.7	84.3	\$1,042	116.4	–	51.2	68.1	\$841	109.0	–	44.8	
09H7757	79.5	\$892	102.0	3.5	44.8	97.6	\$1,095	109.5	4.3	53.1	86.8	\$974	116.8	–	54.6	73.6	\$826	109.1	–	46.3	
10DL30109	64.6	\$725	101.3	3.0	42.3	84.2	\$945	107.3	2.8	50.7	76.3	\$857	115.6	–	54.1	67.0	\$752	108.0	–	47.7	
10DL30509	74.6	\$837	101.0	2.0	40.8	91.2	\$1,024	111.3	3.5	49.7	83.5	\$936	116.6	–	52.2	72.5	\$813	109.5	–	46.3	
73-75 RR	71.9	\$807	100.3	3.0	39.9	74.7	\$838	103.3	4.3	45.8	79.6	\$893	115.1	–	47.7	74.0	\$830	106.8	–	43.8	
74-44 BL	72.6	\$814	101.0	3.5	41.8	83.2	\$933	104.3	4.0	48.7	93.1	\$1,045	114.1	–	50.7	75.2	\$844	107.4	–	43.3	
74-47 CR	74.6	\$837	100.8	3.3	44.8	80.2	\$900	109.3	4.8	52.7	94.0	\$1,055	115.0	–	52.2	74.1	\$831	108.6	–	44.3	
74-54 RR	74.0	\$830	99.0	3.8	39.9	88.2	\$989	104.5	4.3	49.7	85.9	\$964	115.4	–	52.7	76.2	\$855	108.1	–	46.8	
SY4114	66.8	\$749	100.0	3.3	39.4	77.4	\$868	104.3	4.5	46.3	81.2	\$911	113.8	–	47.2	74.3	\$833	107.1	–	44.8	
SY4135	72.2	\$810	99.3	3.3	39.9	81.4	\$913	103.5	3.8	49.7	92.2	\$1,034	115.0	–	51.7	77.2	\$866	108.4	–	44.3	
VR 9562 GC	74.5	\$835	100.5	3.5	46.3	85.5	\$960	106.5	3.8	55.1	92.7	\$1,040	114.8	–	56.6	76.5	\$858	108.0	–	50.2	
VT 530 G	77.7	\$872	100.8	3.0	42.8	94.9	\$1,065	108.0	2.8	55.1	89.3	\$1,002	115.6	–	52.2	71.1	\$798	107.9	–	46.8	
73-15 RR	66.8	\$750	99.0	3.8	40.8	72.6	\$814	99.5	4.3	46.3	86.8	\$974	113.5	–	44.3	72.3	\$811	105.9	–	45.3	
LSD	8.8					10.0					9.0					7.7					
CV	8.3					7.9					7.8					8.9					

*Gross revenue for this Cargill Specialty Canola hybrid includes a premium of \$1.13/bu. Yield is rounded to the nearest whole number. Gross revenue is based on non-rounded yield. Gross revenue is yield multiplied by \$11.20/bu. VR 9560 CL is eligible for pricing premiums of \$15/MT (Alberta), \$25/MT (Saskatchewan) and \$35/MT (Manitoba) in addition to the price provided in the "Gross Revenues" column. Final premium amount will be dependent on delivery period. Contact Viterro for more details.

CANOLA PERFORMANCE TRIALS 2013 RESULTS

Field Scale Trial Yield Results

Field scale trials are managed by growers using their typical production practices. Trials are planted, swathed, harvested and, when necessary, sprayed by growers using the respective herbicide systems according to established protocols. Individual plots range from 0.5 to 1.5 acres. Results below are given as a percentage of the check, 73-75 RR. Yield in bu./ac. for 73-75 RR for each location is given in brackets at the end of each row.

Location	Yield Results (% of check, 73-75 RR)																		
	Variety																		
	1990	5440	73-15 RR	73-45 RR	74-44 BL	74-47 CR	74-54 RR	L130	L154	L159	L252	L261	SV4114	SV4135	VT2-1	VT2-2	VT 530 G	6060 RR	73-75 RR (bu./ac.)
Long Season Zone (avg.)	102	100		99	102	98	101	101	100	99	108*	107*						97	100 (55)
Brandon 1, MB				90	100		101	89											100 (55)
Brandon 2, MB		104			103			103			113	110							100 (56)
Broadview, SK				106	109	103	108	99									92		100 (55)
Cardale, MB		109			107			107			111	113							100 (54)
Cranford, AB	102			97	105	98	101	98									100		100 (76)
Howden, MB				99	97		91	101	98										100 (67)
Indian Head, SK		94					98	94	94	103	99								101 (67)
Kennedy, SK				108	92		94												100 (51)
Lampman, SK				108	100		103												100 (40)
Magrath, AB				101	103	97	104	101											100 (59)
Medicine Hat, AB		99		96	93	95	104	114									98		100 (38)
Melita, MB		89		110	110		104	92									96		100 (48)
Minto, MB					106		104												100 (44)
Neepawa, MB		110						110	109	104	114	110							100 (58)
Ninette, MB				104	107		101												100 (46)
Nobleford, AB		95			103			98			102	99							100 (74)
Portage la Prairie, MB		102						105			106	110							100 (51)
Rapid City, MB				90	98		106	94											100 (55)
Somerset, MB				103	106		100	95	100										100 (60)
St. Adolphe, MB		100			99			105			106	105							100 (64)
Woodside, MB				80	89		92												100 (42)
Mid Season Zone (avg.)	100	102	104*	101	104*	98	103*	102	105	102	104*	103	102	98	99	97	104	93*	100 (53)
Andrew, AB		100		110	107	105	108												100 (54)
Arborg, MB		92			96	102	105												100 (70)
Archerwill, SK				111	109	104	101												100 (52)
Bawlf, AB				101	101	109	108												100 (52)
Blackfoot, SK				106	113	96	111												100 (49)

Location	Yield Results (% of check, 73-75 RR)																		
	Variety																		
	1990	5440	73-15 RR	73-45 RR	74-44 BL	74-47 CR	74-54 RR	L130	L154	L159	L252	L261	SV4114	SV4135	VT2-1	VT2-2	VT 530 G	6060 RR	73-75 RR (bu./ac.)
Camrose, AB	99		102	100	98		100	111											100 (61)
Cando, SK				100	103	99	99	95											100 (50)
Carbon, AB		97			105		103			104	100								100 (63)
Carseland 1, AB	100		98	98	101	99	98												100 (73)
Carseland 2, AB		96			97			98		94									100 (70)
Clavet, SK		103					107	113	105	107	111								100 (52)
Cupar, SK				91	89		95											98	100 (51)
Dalmeny, SK		104	99	98	101		101	97										95	100 (37)
Davidson, SK														99	98				100 (61)
Denzil, SK	104	92		104	101	98	99	101										97	100 (54)
Foam Lake, SK		97					100			97									100 (56)
Goodeve, SK			97	104	102		105	94											100 (45)
Harris, SK		103					102	103	96	104	99								100 (50)
Humbolt, SK			122	98	107														100 (31)
Indian Head, SK														97	94				100 (55)
Kamsack, SK		119					117	110	106	117	113								100 (52)
Kenaston, SK				89	96	98	108	104										89	100 (44)
Kindersley, SK	93			90	102	103	94					99	91	84					100 (40)
Lake Lenore, SK				106	110	97	109												100 (48)
Langenburg, SK		104			106		111			111	104								100 (52)
Langham, SK	97		99	102	103	102	107											95	100 (50)
Lavoy, AB	105		108	107	111		101												100 (66)
Maidstone, SK				105	109	100	102												100 (55)
Mannville 1, AB			110	95	114		103												100 (47)
Mannville 2, AB														91	88				100 (47)
Margo, SK	107		106	103	108		102												100 (50)
Marquis, SK				102	114	100	101											88	100 (54)
Meadstead, SK			101	101	98	97	101	104											100 (48)

*Denotes 5% level of statistical significance using paired t-tests. Note that the paired t-tests in large scale tables only compare individual varieties to the check variety 73-75 and not to each other.

When comparing average results between varieties, consider the number of test sites for each variety. Field scale trials occasionally produce data that is above or below the expected range. If agronomic observations cannot explain these outliers, then they are checked against the statistical limits of deviation established by the Canola Performance Trials technical committee. If the data falls outside the limits, it is removed. For more details on individual trials and for data from sites that reported after this booklet went to print, visit www.canolaperformancetrials.ca.

Location	Yield Results (% of check, 73-75 RR)																		
	Variety																		
	1990	5440	73-15 RR	73-45 RR	74-44 BL	74-47 CR	74-54 RR	L130	L154	L159	L252	L261	SY4114	SY4135	VT2-1	VT2-2	VT 530 G	6060 RR	73-75 RR (bu/ac.)
Moose Jaw, SK		105					106	105	106	104	102								100 (59)
Morinville, AB			94	110	110		101												100 (51)
Mundare, AB															105	101			100 (59)
Neville, SK				98	96	86	102												100 (45)
New Norway 1, AB		106			107			105			107	109							100 (67)
New Norway 2, AB	97				106		97						97	103					100 (61)
North Battleford, SK	92			94	96	93	98												100 (49)
Ohaton, AB		101			98			100			97	95							100 (64)
Peterson, SK															99	99			100 (52)
Raymore, SK			99			101		101			103	100							100 (53)
Regina 1, SK															106				100 (41)
Regina 2, SK		97						98			107	106							100 (46)
Rhein, SK				98	103	105	109	113	111										100 (56)
Rivercourse, AB				90	94		92	85											100 (53)
Rockyford, AB	106	109		105	100	97	104	102											100 (71)
Rokeby, SK			103	106	110		108												100 (42)
Rosthern, SK			106	104	104	98	104												100 (49)
Sedgewick, AB		107						100	100	101	104	101							100 (61)
Southey, SK			103	108		103	95	99											100 (46)
Stewart Valley, SK		92					93				99	100							100 (55)
Swan River, MB				109	113	106	108	117											100 (59)
Vegreville 1, AB	94		105	115	111		110	107											100 (47)
Vegreville 2, AB		102					102	95	97	101	100								100 (65)
Vermilion 1, AB	106		107	110	111	97	101												100 (49)
Vermilion 2, AB		99			100		106			105	102								100 (72)
Vulcan 1, AB			92	104		104	98												100 (47)
Vulcan 2, AB			93	98	100	96	100										85		100 (58)
Wainwright, AB	110				104		99						109	98					100 (58)

Location	Yield Results (% of check, 73-75 RR)																		
	Variety																		
	1990	5440	73-15 RR	73-45 RR	74-44 BL	74-47 CR	74-54 RR	L130	L154	L159	L252	L261	SY4114	SY4135	VT2-1	VT2-2	VT 530 G	6060 RR	73-75 RR (bu/ac.)
Watrous, SK				91	97		90												100 (55)
Webb, SK					98	93	106												100 (47)
Wilkie 1, SK	95			108	106	101	107										104		100 (43)
Wilkie 2, SK															91				100 (57)
Wishart, SK															106	102			100 (57)
Yorkton 1, SK			103	107	103		104												100 (55)
Yorkton 2, SK															106	96			100 (48)
Short Season Zone (avg.)	106	107*	106*	106*	107*	97	104*	109*	102	101	107*	107*	99	105			95		100 (51)
Beaverlodge, AB		105		109			102	97	99	102	105								100 (58)
Carstairs, AB	106		104	101	107		101												100 (45)
Claresholm, AB	108				96	97						98	104						100 (58)
DeBolt, AB			111	110	115		107	112											100 (46)
Eaglesham, AB		117			112			119			115	108							100 (60)
Eckville, AB	107		104	110	109	95	105												100 (43)
Falher, AB		110		100				111	100	104	105	109							100 (45)
Fort Vermillion, AB	100		99	104	107		105												100 (48)
Grande Prairie 1, AB			105	105	106		102	106											100 (45)
Grande Prairie 2, AB	99				97								91	99					100 (51)
Lacombe, AB			98	101	103	93	103										95		100 (59)
La Glace, AB		101			104			102			104	104							100 (43)
Legal, AB		104			103			105			107								100 (69)
Olds, AB	116	106			111		110	114				109	107	112					100 (55)
Rabbit Lake, SK			101	99	106	103	105	110	108										100 (46)
Sexsmith, AB			111	110	111		102	108											100 (47)
St. Isidore, AB			119	117	118		112												100 (44)
Valhalla Centre, AB			102	102	106		102												100 (59)
Overall Average	101	102	104*	102*	104*	98*	102*	103*	103	101	105*	105*	100	101	99	97	104	94*	100 (53)

*Denotes 5% level of statistical significance using paired t-tests. Note that the paired t-tests in large scale tables only compare individual varieties to the check variety 73-75 and not to each other.

Shawn Senko

Agronomy Specialist

Canola Council of Canada

Phone: 306-270-9307

Email: senkos@canolacouncil.org

Curtis Rempel

Vice President, Crop Production and Innovation

Canola Council of Canada

Phone: 204-982-2105

Email: rempelc@canolacouncil.org

Visit www.canolaperformancetrials.ca to source all the canola variety information by location and to use the Economic Calculator.

Brought to you by:

