



canola²⁰¹¹
PERFORMANCE TRIALS

**INFORMED
SEEDING
DECISIONS.**

Brought to you by:



THE NEXT GENERATION IN VARIETY EVALUATION.

Canola Performance Trials (CPT) represent the next generation in variety evaluation for Western Canadian canola growers. The trials provide:

- Relevant, unbiased and timely performance data that reflects actual production practices.
- Comparative data on leading varieties and newly introduced varieties.

The new CPT system includes both small plot and large field scale trials. Results for 2011 are based on 23 small plot trials and 108 field scale trials across the Prairies.

Site distribution is based on seeded acres in Manitoba, Saskatchewan, Alberta and British Columbia.

The small plot system ensures that:

- All varieties are treated with appropriate commercially associated herbicides and seed treatments.
- An independent third party representative inspects all trials.
- Varieties are harvested at the appropriate time to minimize harvest losses due to maturity differences.

Field scale comparisons add extra perspective for assessing consistency in variety performance. For field scale plots, two or more varieties were compared at each site. Comparisons are based on harvested strips of 0.5 to 1.5 acres each. Field scale data is not necessarily replicated in all cases, but the data presented has been audited to make sure it complies with CPT protocols.

The CPT technical committee established protocols and developed research plot designs to ensure that the data is representative. Performance objectives were established to provide guidelines on timely field operations and data collection.

All sites are inspected to verify these guidelines were followed to allow a fair comparison among the varieties tested.

Audits of field scale trials give growers the confidence that the protocol was conducted in a scientifically sound manner and that comparisons are appropriate. Qualified professionals with extensive background in conducting field scale research trials perform the audits.

This booklet is one of several sources of information to consider in making the best decisions for your farm.



PROGRAM MANAGEMENT

The three Prairie canola grower groups – Alberta Canola Producers Commission, the Saskatchewan Canola Development Commission (SaskCanola) and the Manitoba Canola Growers Association – fund the program.

Seed trade companies that participate pay entry fees. The B.C. Grain Producers Association is conducting trials in the Peace as their means of participation.

Haplotech (led by Dr. Rale Gjuric) coordinates the trials under the guidance of a governance committee which oversees approval of varieties, protocol design, data collection, analysis and reporting, and financial management. Governance committee members include representatives from the provincial grower groups including B.C.; provincial oilseed specialists from Manitoba, Saskatchewan and Alberta; three commercial Canadian Seed Trade Association representatives; and the Canola Council of Canada (CCC). The CCC delivers the program on their behalf.

Participants in the small plot trials consist of line companies, independent retailers and seed companies including Viterra, Bayer CropScience, Monsanto, Dow AgroSciences, Cargill, Canterra Seeds, BrettYoung Seeds, FP Genetics and SeCan. For 2011, Monsanto, Bayer CropScience, Canterra Seeds and Dow AgroSciences are also participating in the field scale component of the program.

USING THE TABLES

Results are organized by short, medium and long season zones. CPT uses the Western Canada Canola/Rapeseed Recommending Committee (WCC/RRC) season zones, which are based on typical frost free days, growing degree days and soil type. Grey wooded soils, for example, are in the short season zone. See Table A for specific numbers for each zone.

Table A: Season Zones		
Season	Frost Free Days	Growing Degree Days (Base 5°C)*
Short	75–95	1,100–1,450
Medium	95–115	1,450–1,700
Long	115+	1,700+

*On a base 5°C scale, growing degree days only accumulate on days when highs are above 5°C.

Small plot and field scale data are presented separately in the following tables. For more detailed performance results, growing conditions and production details for specific trial sites, use the online CPT database at www.canolaperformancetrials.ca.

The tables include yield, days to maturity, height and lodging scores for each variety. Lodging scores are between 1 and 5, with 1 being no lodging and 5 being completely lodged.

Gross revenue is based on yield multiplied by \$11.87/bu., the average March 2012 delivery price. Premiums are included in the calculations for specialty market varieties. Calculations are based on premiums available on Dec. 1, 2011. They are subject to change.

In the tables, varieties are listed numerically and alphabetically, starting with Clearfield (CL) varieties, followed by Liberty Link (LL) and Roundup Ready (RR).

Each zone and small plot location is identified on the map to the right.

1. To begin, use the map on the right to identify your growing season zone and trial locations closest to your farm.
2. To evaluate yield potential, look at all small plot and field scale locations in your growing season zone and the average yield for your zone.
3. Consider other information such as maturity, lodging resistance, and cost. The online database at www.canolaperformancetrials.ca includes an Economic Calculator.
4. Ask your seed dealer for more information on specific varieties.

TOOLS TO HELP YOU MAKE BETTER CHOICES

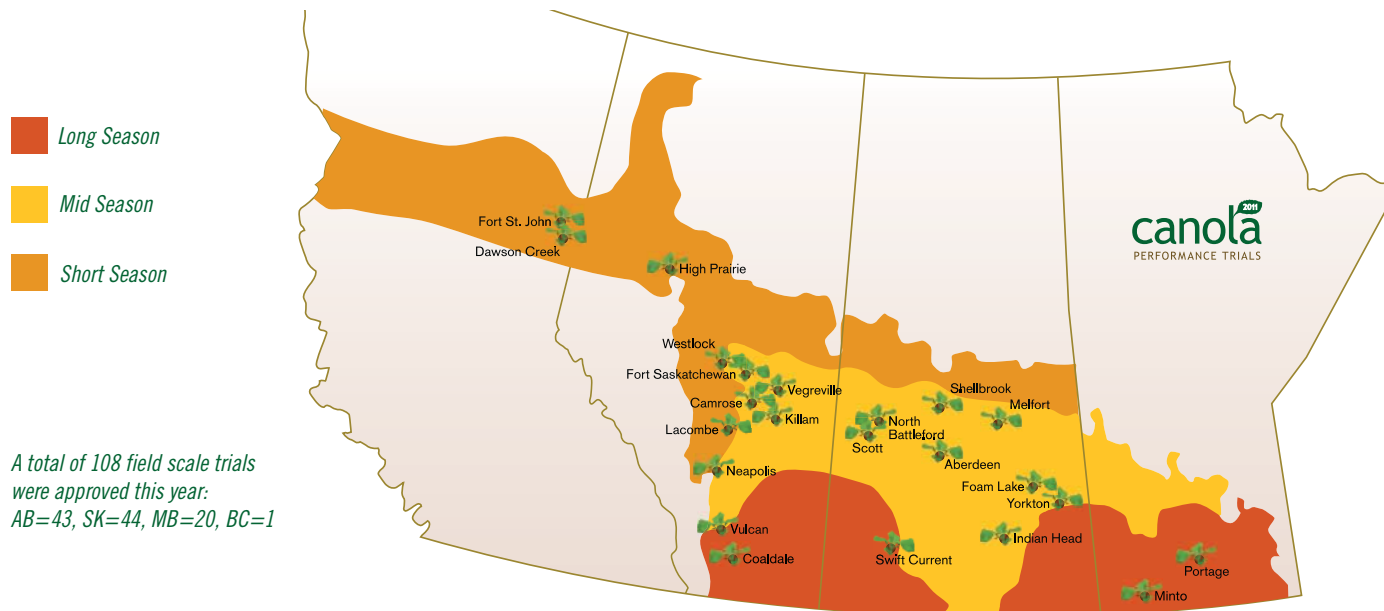
CV – For coefficient of variation (CV), the lower the CV value, the more reliable the test. For example, if comparing results from two test locations, one with a CV of 4% and the other with a CV of 8%, the test with the CV of 4% can be considered more reliable. There is always variability in research trials. The key is designing and managing experiments so CVs stay within a reasonable range. For the CPT, experience has shown that CVs below 15% indicate good test reliability.

LSD – The least significant difference (LSD) for each dataset indicates whether differences between varieties are statistically meaningful. For example, if the LSD is 5.0, varieties should only be considered different in yield performance if the numerical difference between them is greater than the LSD value. Using the sample table

below, if the LSD is 5.0, varieties A and B are not statistically different but varieties A and C are statistically different. In the yield graphs for each season zone, the extra lines at the top of each bar indicate the LSD. Varieties with lines that overlap are not statistically different for that zone.

Variety	Yield (bu./ac.)
A	52
B	54
C	58
LSD	5.0

Small Plot Locations throughout Western Canada



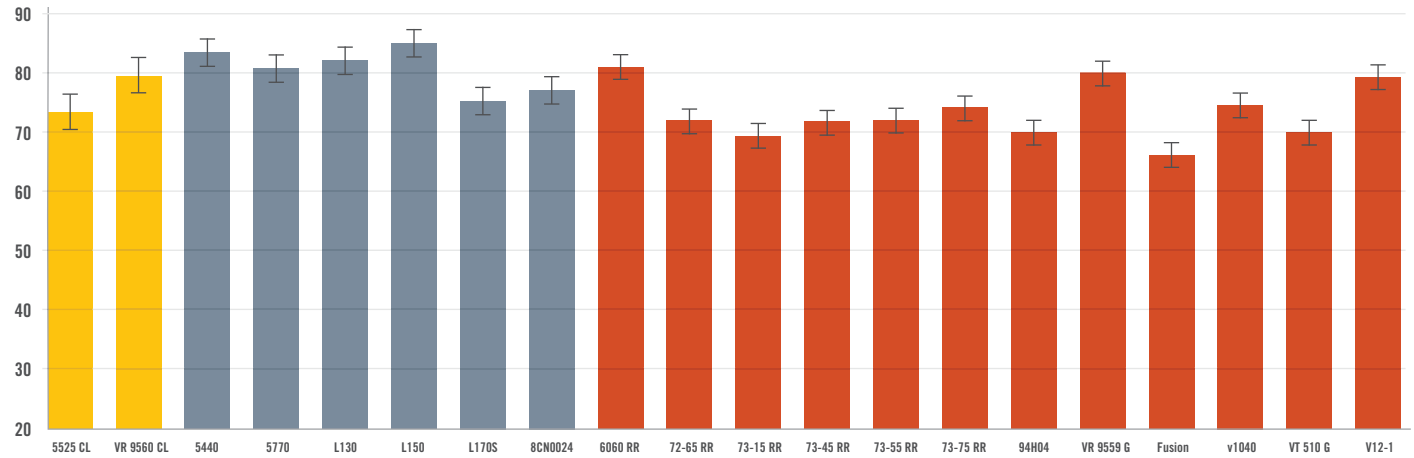
CANOLA PERFORMANCE TRIALS 2011 RESULTS

Average Results by Season Zone

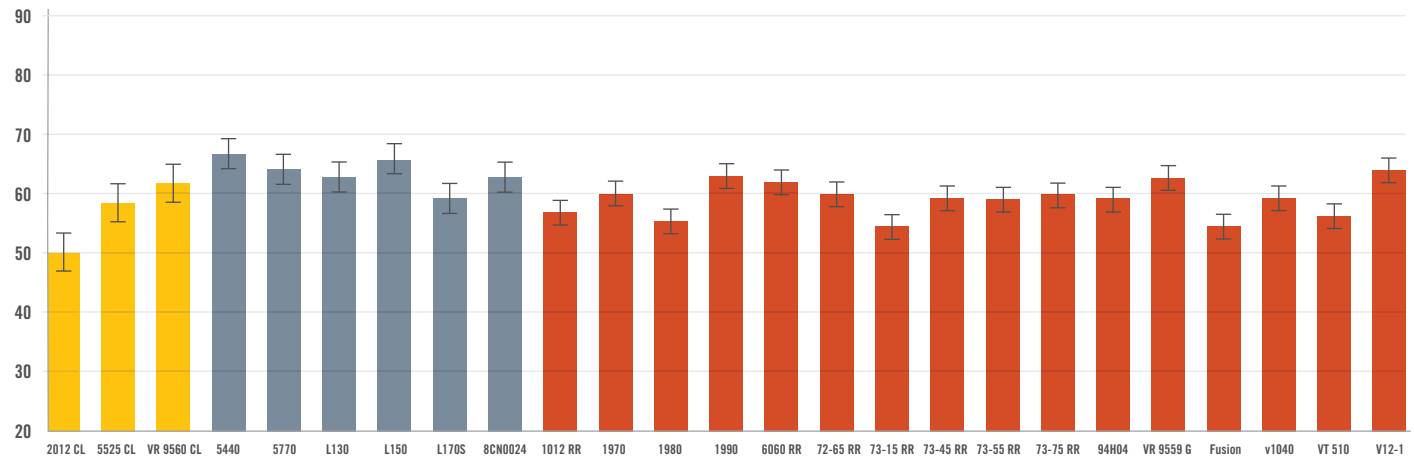
Variety	Short season zone (average for 7 locations)				Medium season zone (average for 10 locations)****				Long season zone (average for 4 locations)				WCC/RRC	Distributor
	Yield (bu./ac.)	Days to maturity	Lodging	Height (in.)	Yield (bu./ac.)	Days to maturity	Lodging	Height (in.)	Yield (bu./ac.)	Days to maturity	Lodging	Height (in.)	Blackleg tolerance	
Clearfield														
2012 CL*	–	–	–	–	50	99.2	2.6	40	54	92.0	1.5	41	MR	Dow AgroSciences
5525 CL	73	110.0	2.3	46	58	100.0	2.3	42	56	93.0	1.4	44	R	BrettYoung
VR 9560 CL*	79	111.0	3.3	47	62	100.9	2.8	44	65	93.0	1.6	43	R	Viterra
LSD	5.3				5.4				3.1					
Liberty Link														
5440	83	110.0	1.7	46	67	99.0	2.1	43	62	93.0	1.2	43	R	Bayer CropScience
5770	81	111.0	1.9	44	64	101.6	2.0	42	61	93.0	1.4	42	R	Bayer CropScience
L130	82	109.0	2.2	46	63	97.8	2.3	42	60	90.0	1.4	41	R	Bayer CropScience
L150	85	110.0	2.8	46	66	99.4	2.6	43	58	91.0	1.6	42	R	Bayer CropScience
L170S**	75	112.0	1.3	48	59	101.6	1.7	46	50	94.0	1.5	43	R	Bayer CropScience
8CN0024***	77	111.0	2.4	47	63	99.9	2.5	44	61	92.0	1.4	41	R	Bayer CropScience
LSD	4.2				4.4				3.6					
Roundup Ready														
1012***	–	–	–	–	57	102.4	2.5	46	54	94.0	1.6	45	R	Dow AgroSciences
1970	–	–	–	–	60	101.9	2.4	43	61	95.0	1.6	43	R	Canterra Seeds
1980	–	–	–	–	55	98.6	3.6	39	59	91.0	1.8	41	R	Canterra Seeds
1990	–	–	–	–	63	100.6	2.8	40	59	92.0	1.7	40	R	Canterra Seeds
6060 RR	81	113.0	1.9	47	62	103.1	2.5	43	59	93.0	1.6	42	R	BrettYoung
72-65 RR	72	110.0	3.2	42	60	99.5	2.9	39	54	90.0	1.8	40	R	Dekalb
73-15 RR	69	107.0	3.8	40	54	96.9	3.3	38	–	–	–	–	MR	Dekalb
73-45 RR	72	108.0	3.2	41	59	98.2	3.2	39	56	90.0	1.7	39	R	Dekalb
73-55 RR	72	108.0	3.9	42	59	98.4	3.4	39	61	91.0	2.0	40	R	Dekalb
73-75 RR	74	109.0	3.7	42	60	98.0	2.8	39	58	90.0	1.6	39	R	Dekalb
94H04	70	108.0	3.5	44	59	98.5	3.2	41	58	91.0	1.8	43	R	FP Genetics
VR 9559 G	80	110.0	2.1	46	63	100.4	2.5	43	62	92.0	1.5	43	R	Viterra
Fusion	66	110.0	3.7	42	54	98.9	3.2	40	48	91.0	1.9	40	R	SeCan
v1040*	74	110.0	3.0	43	59	100.0	2.9	40	59	92.0	1.9	40	R	Cargill – Victory Hybrid Canola
VT 510 G	70	110.0	1.7	44	56	99.0	1.8	41	57	92.0	1.4	41	R	Viterra
V12-1*	79	111.0	2.3	45	64	100.5	2.6	42	64	92.0	1.4	42	R	Cargill – Victory Hybrid Canola
LSD	3.7				3.9				3.7					

*Indicates premium. For program details, see www.canolaperformancetrials.ca. **Indicates interim registration only. ***Experimental line. ****Does not include Killam and Vulcan, sites that did not compare all varieties.

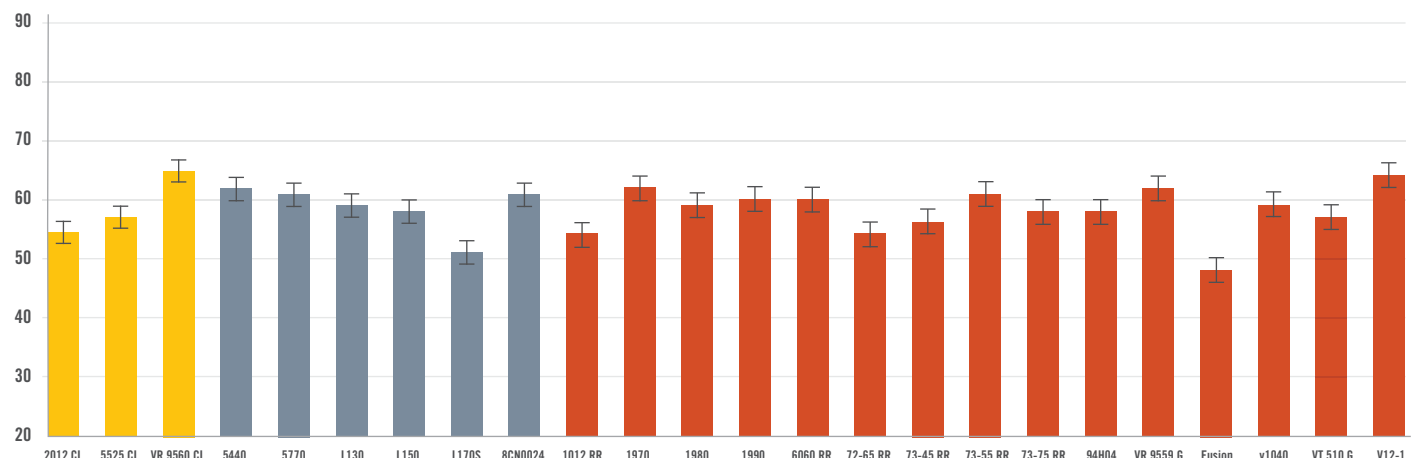
Short Season Zone:
Average Yield (bu./ac.)



Mid Season Zone:
Average Yield (bu./ac.)



Long Season Zone:
Average Yield (bu./ac.)



- Clearfield
- Liberty Link
- Roundup Ready

In the yield graphs for each season zone, the extra lines at the top of each bar indicate the LSD. Varieties with lines that overlap are not statistically different for that zone.

CANOLA PERFORMANCE TRIALS 2011 RESULTS

Long Season Zone: Small plot results by location

Variety	Minto, MB					Portage, MB				
	Yield (bu./ac.)	Gross revenue/ac.	Days to maturity	Lodging	Height (in.)	Yield (bu./ac.)	Gross revenue/ac.	Days to maturity	Lodging	Height (in.)
Clearfield										
2012 CL*	59	\$753	90.3	1.8	43	47	\$604	94.0	2.3	37
5525 CL	66	\$784	91.0	1.0	45	44	\$517	94.0	2.5	39
VR 9560 CL*	74	\$909	90.8	1.3	45	65	\$788	94.0	1.8	37
LSD	3.8					3.2				
Liberty Link										
5440	69	\$819	88.8	1.0	46	60	\$708	91.0	1.8	39
5770	71	\$838	92.3	1.3	42	63	\$744	94.0	2.0	39
L130	71	\$848	89.0	1.3	44	55	\$656	91.0	2.3	38
L150	61	\$723	88.8	2.0	45	58	\$685	94.0	2.5	40
L170S**	59	\$704	92.8	1.0	45	55	\$650	97.0	2.3	38
8CN0024***	71	\$846	87.8	1.8	44	60	\$709	97.0	2.0	38
LSD	4.1					5.4				
Roundup Ready										
1012*.*	55	\$706	92.5	1.5	46	56	\$718	94.0	2.0	40
1970	69	\$819	93.0	1.5	45	70	\$829	97.0	2.0	40
1980	66	\$780	87.5	2.0	42	52	\$614	94.0	1.8	36
1990	62	\$741	90.0	2.0	43	63	\$744	94.0	2.0	36
6060 RR	69	\$824	93.3	1.8	44	61	\$721	94.0	2.0	37
72-65 RR	58	\$693	89.5	1.8	41	49	\$582	91.0	2.5	38
73-15 RR	—	—	—	—	—	—	—	—	—	—
73-45 RR	61	\$726	87.3	1.8	42	51	\$604	94.0	2.0	35
73-55 RR	63	\$749	88.8	2.0	43	64	\$761	94.0	2.0	37
73-75 RR	55	\$654	89.0	1.8	41	61	\$727	94.0	1.8	38
94H04	63	\$753	87.8	2.0	44	57	\$680	94.0	2.3	38
VR 9559 G	68	\$812	90.0	1.3	45	59	\$695	94.0	2.0	37
Fusion	55	\$659	88.3	2.0	43	36	\$431	94.0	2.0	38
v1040*	59	\$770	90.0	2.0	42	59	\$769	94.0	2.0	37
VT 510 G	65	\$776	91.3	1.0	44	63	\$745	97.0	2.3	37
V12-1*	68	\$870	90.5	1.3	45	71	\$910	94.0	2.0	36
LSD	3.8					4.6				
CV	8.5%					11.4%				

*Indicates premium. For program details, see www.canolaperformancetrials.ca. **Indicates interim registration only. ***Experimental line. Yields are rounded to the nearest whole number for this table. Gross revenue is based on non-rounded yield.

Variety	Swift Current, SK					Coaldale, AB				
	Yield (bu./ac.)	Gross revenue/ac.	Days to maturity	Lodging	Height (in.)	Yield (bu./ac.)	Gross revenue/ac.	Days to maturity	Lodging	Height (in.)
Clearfield										
2012 CL*	48	\$619	91.0	1.0	43	63	\$807	–	1.0	40
5525 CL	48	\$564	93.0	1.0	43	68	\$802	–	1.3	48
VR 9560 CL*	44	\$541	92.8	1.3	45	75	\$890	–	2.3	45
LSD	2.2					3.3				
Liberty Link										
5440	46	\$551	89.8	1.0	40	72	\$853	–	1.0	46
5770	47	\$557	91.3	1.0	41	64	\$754	–	1.5	43
L130	46	\$551	88.5	1.0	41	65	\$770	–	1.0	41
L150	45	\$535	89.3	1.0	40	68	\$809	–	1.0	44
L170S**	40	\$472	92.0	1.0	42	48	\$571	–	1.8	48
8CN0024***	46	\$547	90.8	1.0	40	68	\$813	–	1.0	43
LSD	2.1					3.0				
Roundup Ready										
1012***	45	\$582	94.0	1.0	43	60	\$778	–	2.0	50
1970	49	\$582	94.8	1.0	43	58	\$687	–	1.8	43
1980	50	\$589	91.5	1.5	42	67	\$796	–	1.8	43
1990	49	\$578	92.3	1.0	43	64	\$755	–	1.8	39
6060 RR	47	\$560	93.0	1.0	43	61	\$719	–	1.5	44
72-65 RR	50	\$592	89.5	1.0	42	58	\$687	–	2.0	39
73-15 RR	–	–	–	–	–	–	–	–	–	–
73-45 RR	53	\$624	89.5	1.0	41	60	\$716	–	2.0	36
73-55 RR	51	\$607	90.3	1.3	40	67	\$800	–	2.8	39
73-75 RR	50	\$594	88.3	1.0	42	65	\$768	–	2.0	37
94H04	46	\$545	90.5	1.0	43	67	\$797	–	1.8	49
VR 9559 G	51	\$603	92.5	1.0	44	70	\$832	–	1.8	46
Fusion	45	\$540	90.0	1.5	41	54	\$637	–	2.0	39
v1040*	49	\$645	92.3	1.0	42	67	\$862	–	2.8	39
VT 510 G	42	\$502	88.3	1.0	43	59	\$699	–	1.3	41
V12-1*	47	\$606	91.3	1.0	43	68	\$864	–	1.3	44
LSD	2.4					4.1				
CV	8.0%					9.4%				

*Indicates premium. For program details, see www.canolaperformancetrials.ca. **Indicates interim registration only. ***Experimental line. Yields are rounded to the nearest whole number for this table. Gross revenue is based on non-rounded yield.

CANOLA PERFORMANCE TRIALS 2011 RESULTS

Medium Season Zone: Small plot results by location

Variety	Aberdeen, SK					Foam Lake, SK					Melfort, SK					North Battleford, SK					Scott, SK					Yorkton, SK						
	Yield (bu./ac.)	Gross revenue/ac.	Days to maturity	Lodging	Height (in.)	Yield (bu./ac.)	Gross revenue/ac.	Days to maturity	Lodging	Height (in.)	Yield (bu./ac.)	Gross revenue/ac.	Days to maturity	Lodging	Height (in.)	Yield (bu./ac.)	Gross revenue/ac.	Days to maturity	Lodging	Height (in.)	Yield (bu./ac.)	Gross revenue/ac.	Days to maturity	Lodging	Height (in.)	Yield (bu./ac.)	Gross revenue/ac.	Days to maturity	Lodging	Height (in.)		
Clearfield																																
2012 CL*	42	\$545	99.8	–	41	33	\$424	90.0	3.0	28	62	\$798	95.8	2.3	37	64	\$822	100.0	2.8	46	55	\$706	95.3	1.0	47	51	\$658	89.3	3.5	39		
5525 CL	50	\$589	99.5	–	43	35	\$419	90.5	2.0	31	61	\$726	95.0	2.8	36	71	\$837	102.0	2.0	48	65	\$776	100.8	1.0	49	57	\$673	90.0	2.0	41		
VR 9560 CL*	55	\$676	99.8	–	46	45	\$547	91.0	3.0	32	62	\$751	96.0	2.5	37	69	\$838	104.8	2.8	50	66	\$805	100.3	1.5	52	61	\$741	90.0	3.0	45		
LSD	5.0					4.4					5.1					5.1					3.3					5.2						
Liberty Link																																
5440	56	\$664	97.8	–	44	50	\$594	89.0	2.3	31	69	\$824	93.3	2.0	38	77	\$913	101.0	1.5	48	67	\$792	97.5	1.0	47	66	\$783	89.0	2.0	42		
5770	61	\$724	100.3	–	44	46	\$541	92.0	2.5	31	67	\$790	96.0	2.3	38	79	\$935	104.5	1.8	49	67	\$799	101.8	1.3	47	64	\$754	91.0	1.8	40		
L130	60	\$706	98.0	–	43	46	\$544	87.8	2.5	32	65	\$776	92.8	2.3	37	75	\$886	100.0	1.8	47	65	\$767	95.0	1.0	46	59	\$700	86.5	2.0	41		
L150	56	\$665	98.5	–	41	52	\$614	89.3	3.0	31	69	\$821	93.5	2.8	36	76	\$901	101.3	2.5	50	71	\$846	97.8	1.3	50	67	\$795	88.0	2.5	41		
L170S**	40	\$473	99.5	–	46	45	\$535	90.8	2.0	30	67	\$791	97.3	1.0	42	70	\$831	105.0	1.3	49	63	\$743	101.5	1.0	53	56	\$667	91.5	2.0	43		
8CN0024***	58	\$693	99.0	–	45	51	\$600	90.0	2.8	32	63	\$748	94.5	2.8	38	73	\$865	102.5	2.5	50	67	\$796	99.0	1.0	49	64	\$763	90.0	1.8	44		
LSD	6.9					2.4					2.5					2.1					2.4					3.2						
Roundup Ready																																
1012***	53	\$676	100.0	–	47	37	\$470	90.5	3.0	30	66	\$850	99.5	1.8	41	65	\$831	104.8	2.5	52	57	\$732	103.5	2.0	55	55	\$712	91.3	3.0	41		
1970	57	\$682	99.0	–	42	35	\$415	90.3	3.3	29	62	\$741	98.3	2.0	39	71	\$843	105.0	2.5	49	62	\$741	101.3	2.0	48	59	\$700	90.8	2.0	42		
1980	51	\$608	97.3	–	39	33	\$389	88.5	5.0	27	56	\$667	96.3	4.0	33	69	\$823	98.8	3.5	44	57	\$682	95.5	2.0	44	48	\$564	87.3	4.5	40		
1990	59	\$700	98.8	–	40	33	\$392	89.8	3.0	26	64	\$756	98.0	3.0	35	72	\$859	103.0	3.5	47	67	\$791	100.5	1.5	47	61	\$726	90.0	3.3	38		
6060 RR	54	\$639	100.3	–	45	39	\$460	92.0	3.0	30	68	\$812	100.8	1.8	37	67	\$801	106.5	3.5	46	65	\$766	101.8	1.8	50	61	\$727	91.3	2.3	45		
72-65 RR	57	\$678	99.3	–	39	35	\$416	89.3	3.8	24	61	\$726	95.8	3.5	35	73	\$866	99.5	2.8	43	60	\$710	96.8	1.3	44	52	\$621	88.3	3.3	38		
73-15 RR	51	\$609	96.5	–	38	35	\$411	87.0	4.3	24	56	\$670	93.3	3.8	33	68	\$809	97.8	3.5	43	57	\$673	94.3	1.8	44	47	\$561	85.8	4.0	37		
73-45 RR	50	\$591	96.8	–	39	40	\$478	88.0	3.8	28	56	\$667	93.8	3.5	32	65	\$772	101.8	3.8	42	59	\$701	94.8	1.8	44	52	\$616	87.0	3.5	38		
73-55 RR	52	\$617	98.0	–	39	38	\$452	89.0	4.0	29	60	\$716	94.0	3.8	34	66	\$787	100.0	4.0	44	59	\$705	96.0	2.0	45	53	\$623	86.8	3.8	40		
73-75 RR	49	\$583	96.8	–	37	42	\$498	89.0	3.3	28	60	\$717	92.8	3.8	33	73	\$863	98.0	2.3	42	60	\$710	96.5	1.0	44	55	\$657	86.3	4.0	40		
94H04	51	\$606	96.8	–	40	31	\$362	89.0	3.5	28	65	\$774	94.0	3.5	35	72	\$856	101.5	4.0	46	61	\$726	95.5	1.3	47	53	\$628	87.8	4.3	41		
VR 9559 G	60	\$707	100.0	–	44	41	\$483	90.5	3.3	30	65	\$775	96.5	2.5	36	69	\$815	101.0	2.0	47	63	\$742	98.0	1.3	49	58	\$686	90.8	3.0	43		
Fusion	51	\$609	98.3	–	41	33	\$388	89.3	3.8	27	57	\$681	95.3	3.3	33	66	\$781	101.0	4.0	45	57	\$678	96.3	1.5	47	50	\$591	87.0	4.0	40		
v1040*	53	\$688	99.5	–	40	36	\$471	89.8	3.3	25	62	\$809	96.8	3.3	33	66	\$855	101.0	3.5	45	58	\$755	98.3	1.3	45	53	\$697	89.0	3.3	42		
VT 510 G	51	\$608	98.8	–	43	34	\$409	90.3	2.0	27	59	\$702	95.0	1.8	37	65	\$775	100.0	1.3	44	55	\$655	96.5	1.3	47	54	\$635	88.3	1.8	40		
V12-1*	60	\$761	99.8	–	43	42	\$532	89.5	3.5	29	66	\$837	97.0	2.3	34	72	\$918	104.0	2.8	46	63	\$810	100.0	1.8	49	60	\$766	90.0	3.0	44		
LSD	4.9					4.0					3.6					2.3					2.1					2.3						
CV	13.5%					13.4%					9.5%					5.8%					5.4%					6.9%						

*Indicates premium. For program details, see www.canolaperformancetrials.ca. **Indicates interim registration only. ***Experimental line. Yields are rounded to the nearest whole number for this table. Gross revenue is based on non-rounded yield.

CANOLA PERFORMANCE TRIALS 2011 RESULTS

Short Season Zone: Small plot results by location

Variety	Shellbrook, SK					Lacombe, AB					Neapolis, AB					Westlock, AB					
	Yield (bu./ac.)	Gross revenue/ac.	Days to maturity	Lodging	Height (in.)	Yield (bu./ac.)	Gross revenue/ac.	Days to maturity	Lodging	Height (in.)	Yield (bu./ac.)	Gross revenue/ac.	Days to maturity	Lodging	Height (in.)	Yield (bu./ac.)	Gross revenue/ac.	Days to maturity	Lodging	Height (in.)	
Clearfield																					
2012 CL*	–	–	–	–	–	–	–	–	–	–	–	–	–	–	–	–	–	–	–	–	–
5525 CL	45	\$533	101.8	2.8	37	71	\$844	110.0	1.8	49	67	\$791	106.5	–	52	89	\$1,058	112.0	2.5	53	
VR 9560 CL*	46	\$563	101.3	3.5	37	74	\$881	109.0	2.8	51	73	\$871	107.5	–	56	103	\$1,220	116.5	3.5	58	
LSD	2.6					4.8					8.8				4.1						
Liberty Link																					
5440	49	\$576	99.3	2.5	35	84	\$1,001	107.5	1.5	46	75	\$896	107.5	–	55	110	\$1,302	116.0	1.0	59	
5770	52	\$618	102.8	2.3	36	82	\$969	111.0	1.8	47	72	\$852	108.3	–	52	103	\$1,217	116.0	1.8	54	
L130	50	\$595	95.5	3.0	34	87	\$1,034	107.0	2.0	50	67	\$790	105.5	–	54	106	\$1,264	114.0	1.5	59	
L150	55	\$654	99.8	3.3	35	84	\$1,001	109.0	2.0	50	79	\$933	107.3	–	57	107	\$1,269	115.5	3.0	54	
L170S**	48	\$564	106.3	1.5	41	81	\$963	110.5	1.0	53	63	\$742	108.5	–	55	101	\$1,198	118.3	1.5	58	
8CN0024***	52	\$613	101.0	2.5	40	79	\$939	109.8	2.5	52	69	\$819	107.3	–	55	102	\$1,215	115.3	2.3	58	
LSD	2.5					3.5					5.2				4.5						
Roundup Ready																					
1012*.*	–	–	–	–	–	–	–	–	–	–	–	–	–	–	–	–	–	–	–	–	–
1970	–	–	–	–	–	–	–	–	–	–	–	–	–	–	–	–	–	–	–	–	–
1980	–	–	–	–	–	–	–	–	–	–	–	–	–	–	–	–	–	–	–	–	–
1990	–	–	–	–	–	–	–	–	–	–	–	–	–	–	–	–	–	–	–	–	–
6060 RR	49	\$579	102.8	2.3	40	83	\$987	112.0	2.0	49	77	\$915	109.5	–	54	103	\$1,220	119.0	1.5	57	
72-65 RR	44	\$518	98.0	3.8	34	82	\$969	107.3	3.3	45	66	\$785	106.5	–	51	80	\$947	111.0	2.5	52	
73-15 RR	43	\$508	93.8	4.5	32	72	\$857	103.8	3.8	44	68	\$807	103.8	–	50	80	\$946	107.5	3.0	52	
73-45 RR	46	\$552	94.5	3.8	34	74	\$881	106.3	3.0	44	70	\$825	104.8	–	50	87	\$1,030	110.5	2.8	47	
73-55 RR	41	\$488	96.8	4.3	31	79	\$933	108.0	4.0	45	75	\$893	106.3	–	52	81	\$963	110.3	3.5	51	
73-75 RR	46	\$552	95.8	4.0	33	76	\$904	108.0	4.0	44	73	\$867	106.0	–	52	92	\$1,094	111.3	3.0	50	
94H04	45	\$531	95.3	4.8	36	76	\$906	107.3	2.8	43	68	\$806	105.5	–	54	88	\$1,040	110.8	3.0	52	
VR 9559 G	47	\$557	100.3	2.8	37	81	\$962	109.0	1.8	47	74	\$880	107.0	–	55	103	\$1,221	112.5	1.8	58	
Fusion	41	\$486	99.3	3.8	34	71	\$837	108.8	3.8	45	59	\$699	106.0	–	52	81	\$963	116.0	3.5	49	
v1040*	38	\$497	98.3	4.3	33	78	\$1,003	108.0	2.0	46	73	\$939	107.0	–	51	90	\$1,144	113.0	2.8	53	
VT 510 G	42	\$499	98.0	2.3	35	80	\$951	108.8	1.3	47	69	\$814	107.0	–	51	87	\$1,039	113.0	1.5	53	
V12-1*	49	\$629	99.8	3.0	41	83	\$1,056	110.0	1.8	47	70	\$898	106.5	–	52	98	\$1,251	116.0	2.0	54	
LSD	4.0					3.7					4.2				4.1						
CV	12.2%					6.3%					8.7%				6.1%						

*Indicates premium. For program details, see www.canolaperformancetrials.ca. **Indicates interim registration only. ***Experimental line. Yields are rounded to the nearest whole number for this table. Gross revenue is based on non-rounded yield.

Variety	High Prairie, AB					Dawson Creek, BC					Fort St. John, BC				
	Yield (bu./ac.)	Gross revenue/ac.	Days to maturity	Lodging	Height (in.)	Yield (bu./ac.)	Gross revenue/ac.	Days to maturity	Lodging	Height (in.)	Yield (bu./ac.)	Gross revenue/ac.	Days to maturity	Lodging	Height (in.)
Clearfield															
2012 CL*	–	–	–	–	–	–	–	–	–	–	–	–	–	–	–
5525 CL	76	\$902	116.5	–	50	97	\$1,156	122.5	–	44	67	\$798	123.2	–	52
VR 9560 CL*	77	\$913	115.5	–	53	105	\$1,251	122.3	–	44	72	\$854	122.2	–	51
LSD	5.7					2.8					3.2				
Liberty Link															
5440	85	\$1,004	115.5	–	47	106	\$1,262	123.0	–	46	72	\$859	121.8	–	48
5770	77	\$909	115.5	–	46	107	\$1,268	124.7	–	45	73	\$861	123.5	–	49
L130	83	\$986	115.3	–	46	109	\$1,293	123.0	–	44	71	\$839	121.8	–	49
L150	89	\$1,057	114.5	–	50	107	\$1,267	124.2	–	43	76	\$904	123.3	–	49
L170S**	77	\$916	116.5	–	51	97	\$1,150	124.0	–	47	59	\$705	122.8	–	49
8CN0024***	71	\$841	114.8	–	50	99	\$1,179	123.7	–	43	67	\$801	123.0	–	49
LSD	5.8					5.3					3.6				
Roundup Ready															
1012*.**	–	–	–	–	–	–	–	–	–	–	–	–	–	–	–
1970	–	–	–	–	–	–	–	–	–	–	–	–	–	–	–
1980	–	–	–	–	–	–	–	–	–	–	–	–	–	–	–
1990	–	–	–	–	–	–	–	–	–	–	–	–	–	–	–
6060 RR	73	\$866	116.5	–	47	113	\$1,340	123.7	–	45	69	\$814	124.2	–	50
72-65 RR	70	\$829	116.8	–	46	99	\$1,178	124.3	–	35	62	\$739	124.0	–	46
73-15 RR	71	\$841	111.8	–	43	86	\$1,025	122.0	–	31	63	\$747	121.7	–	45
73-45 RR	65	\$767	113.0	–	43	99	\$1,170	121.8	–	35	64	\$757	122.3	–	44
73-55 RR	70	\$829	113.5	–	44	95	\$1,127	121.7	–	33	66	\$785	122.3	–	47
73-75 RR	69	\$814	114.5	–	46	97	\$1,149	123.0	–	39	65	\$770	122.3	–	47
94H04	62	\$732	112.5	–	45	95	\$1,125	121.8	–	38	59	\$697	122.5	–	49
VR 9559 G	81	\$961	114.3	–	50	104	\$1,240	122.8	–	41	67	\$796	123.2	–	50
Fusion	60	\$708	114.8	–	45	91	\$1,084	122.8	–	38	63	\$744	122.8	–	49
v1040*	68	N/A	113.8	–	44	104	N/A	124.8	–	39	68	N/A	123.5	–	47
VT 510 G	64	\$761	114.0	–	45	91	\$1,074	123.3	–	43	59	\$703	122.5	–	46
V12-1*	79	N/A	116.0	–	47	103	N/A	123.8	–	40	71	N/A	123.7	–	46
LSD	3.8					5.4					2.4				
CV	10.4%					6.7%					5.6%				

*Indicates premium. For program details, see www.canolaperformancetrials.ca. **Indicates interim registration only. ***Experimental line. Yields are rounded to the nearest whole number for this table. Gross revenue is based on non-rounded yield.

CANOLA PERFORMANCE TRIALS 2011 RESULTS

Field Scale Trial Yield Results

Field scale trials are managed by growers using their typical production practices. Not all varieties from the small plot trials were tested in field scale trials. Individual plots range from 0.5 to 1.5 acres in size. Trials are planted, swathed, harvested, and, when necessary, sprayed by growers using the respective herbicide systems according to established protocols. For more details on individual trials visit www.canolaperformancetrials.ca.

Location	Yield results (bu./ac.); Gross revenue (\$/ac.)										
	Variety										
	2012 CL	5440	L130	L150	1012 RR	1970	1990	72-65 RR	73-45 RR	73-75 RR	73-15 RR
Alberta											
Alix	--	--	--	--	52 (\$674)	--	--	50 (\$597)	--	--	--
Ardrossan	--	--	--	--	65 (\$837)	--	--	65 (\$767)	--	--	--
Athabasca	--	--	--	--	--	--	--	--	48 (\$570)	--	39 (\$462)
Calmar	--	--	--	--	--	55 (\$647)	66 (\$787)	--	53 (\$634)	--	--
Carbon	--	51 (\$604)	48 (\$567)	55 (\$654)	--	--	--	--	50 (\$588)	--	--
Carseland	--	70 (\$825)	70 (\$825)	71 (\$837)	--	--	--	--	66 (\$779)	--	--
Carstairs	--	--	--	--	--	--	--	--	52 (\$617)	--	48 (\$572)
Cranford	--	--	--	--	--	--	--	--	84 (\$1002)	83 (\$988)	--
Dapp	--	--	--	--	--	--	--	--	62 (\$731)	68 (\$807)	61 (\$725)
Didsbury	--	--	--	--	--	--	--	--	65 (\$774)	64 (\$756)	69 (\$817)
Didsbury	--	71 (\$842)	69 (\$813)	68 (\$807)	--	--	--	--	70 (\$827)	--	--
Ft. Saskatchewan	67 (\$862)	--	--	--	67 (\$856)	--	--	67 (\$794)	--	--	--
Ft. Saskatchewan	--	--	--	--	--	--	--	--	62 (\$738)	60 (\$713)	62 (\$735)
Ft. Saskatchewan	--	--	--	--	--	62 (\$737)	66 (\$786)	--	65 (\$767)	--	--
Girouxville	--	--	--	65 (\$775)	--	--	--	--	66 (\$779)	64 (\$754)	65 (\$768)
Girouxville	--	--	--	--	52 (\$671)	--	--	56 (\$662)	--	--	--
High River	--	--	--	--	56 (\$717)	--	--	55 (\$650)	--	--	--
LaCrete	--	--	--	--	--	--	--	--	49 (\$577)	--	51 (\$604)
Lavoy	--	--	--	--	--	--	--	--	63 (\$752)	65 (\$767)	--
Leduc	--	69 (\$820)	70 (\$825)	70 (\$836)	--	--	--	--	67 (\$795)	--	--
Lethbridge	--	83 (\$990)	84 (\$1001)	86 (\$1016)	--	--	--	--	85 (\$1013)	--	--
Lethbridge	--	--	--	--	65 (\$830)	--	--	63 (\$744)	--	--	--
Lyalta	47 (\$600)	--	--	--	49 (\$628)	--	--	51 (\$609)	--	--	--
Mannville	--	--	--	58 (\$689)	--	--	--	--	60 (\$715)	60 (\$717)	57 (\$679)
Mundare	--	--	--	62 (\$737)	--	--	--	--	55 (\$654)	59 (\$698)	--
Namao	--	85 (\$1003)	90 (\$1064)	81 (\$957)	--	--	--	--	83 (\$989)	--	--
Ohaton	--	--	--	61 (\$724)	--	--	--	--	--	60 (\$711)	--
Ohaton	--	--	--	--	55 (\$703)	--	--	51 (\$605)	--	--	--
Ryley	--	65 (\$769)	64 (\$757)	66 (\$781)	--	--	--	--	56 (\$662)	--	--
Seven Persons	--	--	--	--	52 (\$664)	--	--	56 (\$668)	--	--	--
St. Isidore	--	--	--	--	--	--	--	--	59 (\$696)	--	58 (\$692)
St. Paul	--	59 (\$703)	60 (\$717)	54 (\$643)	--	--	--	--	53 (\$631)	--	--

Location	Yield results (bu./ac.); Gross revenue (\$/ac.)										
	Variety										
	2012 CL	5440	L130	L150	1012 RR	1970	1990	72-65 RR	73-45 RR	73-75 RR	73-15 RR
Alberta											
St. Paul	--	--	--	44 (\$527)	--	--	--	--	51 (\$607)	48 (\$569)	46 (\$546)
Stettler	--	60 (\$716)	63 (\$753)	62 (\$732)	--	--	--	--	60 (\$716)	--	--
Strathmore	--	--	--	62 (\$737)	--	--	--	--	56 (\$665)	66 (\$778)	--
Strathmore	--	--	--	--	42 (\$544)	--	--	45 (\$532)	--	--	--
Strathmore	--	--	--	--	--	38 (\$447)	43 (\$513)	--	44 (\$518)	42 (\$493)	--
Three Hills	--	--	--	--	51 (\$654)	--	--	52 (\$617)	--	--	--
Vegreville	--	--	--	--	50 (\$642)	--	--	56 (\$669)	--	--	--
Vulcan	--	--	--	58 (\$687)	--	--	--	--	55 (\$655)	52 (\$616)	--
Vulcan	--	65 (\$766)	66 (\$779)	62 (\$741)	--	--	--	--	57 (\$673)	--	--
Westlock	--	60 (\$717)	61 (\$728)	64 (\$764)	--	--	--	--	62 (\$730)	--	--
Wetaskiwin	--	--	--	--	--	--	--	--	61 (\$722)	56 (\$662)	--
Manitoba											
Baldur	--	--	--	--	--	--	--	--	33 (\$392)	36 (\$423)	--
Brandon	--	--	--	--	--	--	--	--	44 (\$524)	48 (\$567)	--
Brandon	29 (\$372)	--	--	--	27 (\$352)	--	--	26 (\$313)	--	--	--
Carberry	--	--	--	43 (\$508)	--	--	--	--	41 (\$485)	44 (\$519)	--
Dauphin	--	--	--	--	36 (\$467)	--	--	32 (\$385)	--	--	--
Elgin	--	--	--	--	--	--	--	--	42 (\$504)	40 (\$473)	--
Foxwarren	--	--	--	--	43 (\$548)	--	--	41 (\$489)	--	--	--
Harte	--	37 (\$439)	39 (\$468)	41 (\$483)	--	--	--	--	40 (\$474)	39 (\$466)	--
Headingley	51 (\$650)	--	--	--	49 (\$636)	--	--	48 (\$571)	--	--	--
Howden	--	--	--	--	--	--	--	--	17 (\$205)	18 (\$218)	--
Oak Bluff	--	37 (\$437)	38 (\$451)	39 (\$462)	--	--	--	--	39 (\$457)	--	--
Selkirk	--	--	--	--	--	--	--	--	34 (\$398)	38 (\$455)	--
Somerset	--	--	--	--	--	--	--	--	53 (\$631)	51 (\$607)	--
Stonewall	--	--	--	--	--	42 (\$497)	43 (\$512)	--	--	--	--
Stonewall	--	36 (\$424)	36 (\$423)	35 (\$417)	--	--	--	--	42 (\$501)	--	--
Swan River	--	--	--	60 (\$715)	--	--	--	--	--	--	56 (\$670)
Swan River	--	--	--	--	46 (\$592)	38 (\$450)	48 (\$566)	--	--	--	--
Swan River	--	--	--	--	45 (\$582)	--	--	34 (\$406)	--	--	--
Swan River	--	39 (\$463)	38 (\$445)	43 (\$509)	--	--	--	--	--	--	--
Thornhill	21 (\$264)	--	--	--	26 (\$336)	--	--	24 (\$279)	--	--	--

Location	Yield results (bu./ac.); Gross revenue (\$/ac.)										
	Variety										
	2012 CL	5440	L130	L150	1012 RR	1970	1990	72-65 RR	73-45 RR	73-75 RR	73-15 RR
Saskatchewan											
Balcarres	--	--	--	--	--	--	--	--	22 (\$260)	32 (\$379)	--
Belle Plain	--	--	--	--	41 (\$528)	--	--	37 (\$436)	--	--	--
Borden	--	--	--	--	--	46 (\$547)	51 (\$602)	--	51 (\$603)	41 (\$482)	--
Canora	--	--	--	48 (\$566)	--	--	--	--	50 (\$590)	50 (\$594)	--
Colonsay	--	54 (\$635)	54 (\$646)	50 (\$592)	--	--	--	--	--	--	--
Cudworth	--	50 (\$594)	51 (\$605)	51 (\$601)	--	--	--	--	44 (\$526)	--	--
Cut Knife	--	--	--	--	42 (\$539)	--	--	40 (\$474)	--	--	--
Davidson	--	--	--	--	42 (\$538)	--	--	46 (\$547)	--	--	--
Davidson	--	50 (\$595)	52 (\$611)	48 (\$573)	--	--	--	--	--	--	--
Delmas	--	38 (\$456)	39 (\$465)	41 (\$491)	--	--	--	--	39 (\$465)	--	--
Gull Lake	--	--	--	--	46 (\$593)	--	--	45 (\$537)	--	--	--
Humboldt	--	--	--	--	46 (\$593)	--	--	50 (\$592)	--	--	--
Humboldt	--	60 (\$709)	60 (\$706)	61 (\$725)	--	--	--	--	57 (\$675)	--	--
Indian Head	--	40 (\$469)	38 (\$455)	41 (\$481)	--	--	--	--	25 (\$299)	--	--
Indian Head	44 (\$566)	--	--	--	43 (\$556)	--	--	45 (\$533)	--	--	--
Kindersley	--	44 (\$522)	43 (\$504)	41 (\$484)	--	--	--	--	43 (\$504)	--	--
Laird	--	61 (\$724)	62 (\$741)	60 (\$710)	54 (\$698)	58 (\$688)	61 (\$719)	--	60 (\$714)	56 (\$668)	--
Leader	--	--	35 (\$410)	36 (\$431)	32 (\$414)	41 (\$490)	49 (\$578)	--	35 (\$415)	35 (\$420)	--
LeRoy	--	--	--	--	--	--	--	--	52 (\$621)	48 (\$573)	--
Margo	--	--	--	--	--	64 (\$761)	60 (\$714)	--	--	--	--
Marshall	--	--	--	--	29 (\$368)	--	--	30 (\$353)	--	--	--
Melfort	--	--	--	--	48 (\$611)	--	--	47 (\$560)	--	--	--
Melfort	--	47 (\$553)	49 (\$580)	51 (\$610)	--	--	--	--	45 (\$538)	--	--
Melfort	--	--	--	41 (\$490)	--	--	--	--	47 (\$558)	42 (\$502)	--
Nipawin	--	--	--	--	38 (\$489)	--	--	40 (\$477)	--	--	--
North Battleford	--	--	--	49 (\$585)	--	--	--	--	47 (\$552)	41 (\$486)	--
North Battleford	--	40 (\$474)	39 (\$457)	41 (\$490)	--	--	--	--	34 (\$398)	--	--
Outlook	--	61 (\$726)	62 (\$734)	64 (\$755)	--	--	--	--	57 (\$674)	--	--
Prince Albert	--	--	--	52 (\$611)	--	--	--	--	50 (\$596)	51 (\$610)	--
Regina	--	53 (\$633)	48 (\$566)	48 (\$575)	--	--	--	--	53 (\$624)	--	--
Regina	--	--	--	--	37 (\$472)	--	--	39 (\$464)	--	--	--
Rosthern	44 (\$568)	--	--	--	46 (\$588)	--	--	43 (\$512)	--	--	--

Location	Yield results (bu./ac.); Gross revenue (\$/ac.)										
	Variety										
	2012 CL	5440	L130	L150	1012 RR	1970	1990	72-65 RR	73-45 RR	73-75 RR	73-15 RR
Saskatchewan											
Saskatoon	48 (\$614)	--	--	--	44 (\$570)	--	--	47 (\$563)	--	--	--
Shellbrook	--	45 (\$539)	48 (\$570)	50 (\$588)	--	--	--	--	46 (\$547)	--	--
St. Benedict	--	--	--	--	52 (\$669)	--	--	55 (\$652)	--	--	--
Stewart Valley	--	53 (\$626)	59 (\$694)	55 (\$649)	--	--	--	--	51 (\$601)	--	--
Strasbourg	--	--	--	--	35 (\$452)	--	--	31 (\$366)	--	--	--
Tisdale	--	--	--	--	--	46 (\$550)	40 (\$478)	--	38 (\$452)	--	--
Valparaiso	54 (\$695)	--	--	--	54 (\$700)	--	--	49 (\$582)	--	--	--
Vanscoy	31 (\$399)	--	--	--	27 (\$351)	--	--	29 (\$344)	--	--	--
Wakaw	--	38 (\$445)	36 (\$425)	35 (\$415)	--	--	--	--	27 (\$322)	--	--
Wynyard	47 (\$598)	--	--	--	46 (\$592)	--	--	45 (\$534)	--	--	--
Yorkton	--	54 (\$635)	51 (\$605)	51 (\$608)	--	--	--	--	51 (\$607)	--	--
Yorkton	--	--	--	--	45 (\$573)	--	--	43 (\$504)	--	--	--
British Columbia											
Fort St. John	--	51 (\$608)	52 (\$617)	51 (\$599)	--	--	--	--	50 (\$596)	--	--

Shawn Senko

Agronomy Specialist

Canola Council of Canada

Phone: 306-270-9307

Email: senkos@canolacouncil.org

Derwyn Hammond

Crop Production Resource Manager

Canola Council of Canada

Phone: 204-729-9011

Email: hammond@canolacouncil.org

For more information on CPT results:

Visit www.canolaperformancetrials.ca to source all the canola variety information by location and to use the Economic Calculator.

Brought to you by:

